


NGU Report 95.151

Distribution of ore-forming elements in
sediment-hosted massive sulphides in the Rana
region, Norway

Report no.: 95.151		ISSN 0800-3416	Grading: Open	
Title: Distribution of ore-forming elements in sediment-hosted massive sulphide mineralisations in the Rana region, Norway				
Authors: Rune B. Larsen, Terje Bjerkgård, Gleb V. Moralev			Client: NGU, The Nordland Program	
County: Nordland		Commune: Rana		
Map-sheet name (M=1:250.000) Mo i Rana		Map-sheet no. and -name (M=1:50.000) 1927-I, Mo i Rana, 1927; 1927-II, Korgen; 2027-III, St. Akers Vatnet; 2027 IV, Storforshei		
Deposit name and grid-reference:		Number of pages: 58 Prize (NOK): 80 Map enclosures: 0		
Fieldwork carried out: 1993, 1994, 1995	Date of report: 15 December 1995	Project no.: 00.2543.29	Person responsible: 	
Summary: Ore-element ratio analysis of 67 sulphide occurrences from two meta-sedimentary units in the Scandinavian Caledonides, has shown that the proportional distribution of Zn and Pb are similar in the two groups, whereas the distribution of Cu, Ag and Au vary between them. One of the units, known as the Mofjellet Group, is relatively enriched in Au and Ag whereas the Plurdalen Group is enriched in Cu. In both groups, The average zinc ratio ($100Zn/(Zn+Pb)$) in both groups is 86. Assuming that the ore-bearing solutions were saturated with Zn and Pb, this ratio may suggest relatively low temperatures of the ore-forming solutions, a salinity in excess of ca. 2 M NaCl and/or partial complexing of Zn by bisulphide ions. Proportionally higher concentrations of Cu in the Plurdalen Group are due to increased stability of bisulphide complexes which, selectively, would enhance and/or maintain the Cu solubility in the ore-bearing solutions and lower the concentration of Zn and Pb. This study also imply that a Zn-Pb deposit discovered in the Mofjellet Group might benefit from recoverable concentrations of Ag and Au, whereas a deposit in the Plurdalen Group, besides Zn and Pb, potentially could benefit from economic concentrations of Cu.				
Keywords: Zn, Pb, Cu, Ag, Au		Massive sulphides	ore-element ratios	
Regional distribution		Data bases	exploration	

1 CONTENTS

CONTENTS	3
FIGURES	3
TABLES	3
APPENDIX.....	4
INTRODUCTION.....	5
GEOLOGICAL SETTING.....	5
DISTRIBUTION OF ORE-FORMING ELEMENTS	6
DISCUSSION	7
CONCLUSIONS AND APPLICATION TO EXPLORATION.....	8
ACKNOWLEDGMENT.....	9
REFERENCES.....	10

2 FIGURES (attached after page 10)

Figure 1: Geological setting of the studied region. Mine symbols mark the sampling sites.

Figure 2a-c: Distribution of Cu compared to Pb, Zn and Ag. The size of the squares is proportional to the magnitude of the ratio shown in the upper left corner of the figures. Each square corresponds to one ore occurrence.

Figure 3a-c: Distribution of Zn compared with Pb and precious metals compared with Zn+Pb+Cu. The size of the squares is proportional to the magnitude of the ratio shown in the upper left corner of the figures. Each square corresponds to one ore occurrence.

Figure 4: Distribution of Cu, Zn and Pb (in weight %) in ore-occurrences and unmineralised rocks from the Plurdalen and Mofjellet Groups.

3 TABLES (attached after page 10)

Table 1. Distribution of ore-forming elements in four selected mineralisations from the Mofjellet and Plurdalen Groups, respectively.

Table 2. Ore-element ratios

4 APPENDIX (attached after page 10)

Appendix A: ICP and ICP-MS analysis of sulphide mineralisations in the Mofjellet and Plurdalen groups.

5 INTRODUCTION

Analysis of the proportions between Zn, Pb, Cu, Ag and Au can provide us with important information about the ore-forming conditions and the sedimentary environment in which sulphide occurrences formed. The ratios that are considered might vary from one area to the other, but in the present study we found that the ratios $100\text{Zn}/(\text{Zn}+\text{Pb})$ (also known as the zinc ratio), Cu/Zn , Cu/Pb , Cu/Ag , S/Fe , $\text{Au}/(\text{Zn}+\text{Pb}+\text{Cu})$ and $\text{Ag}/(\text{Zn}+\text{Pb}+\text{Cu})$ gave most information. In combination with other methods, this approach might also assist in the exploration for specific sediment hosted massive sulphide deposits. We have extracted 450 chemical analyses from 67 well documented sulphide mineralisations distributed in the Mofjellet and the Plurdalen Groups. These meta-sedimentary units are presently considered as particularly promising for the discovery of sediment hosted massive sulphide deposits in the Norwegian part of the Scandinavian Caledonides.

The data employed in the present study were largely retrieved from the ore geological database at the Geological Survey of Norway that, from Nordland County alone, contain more than 800 analysis from over 200 metallic occurrences.

6 GEOLOGICAL SETTING

Massive to semi-massive sulphide ores that vary in size from a few tons to more than 6 million tons, are confined to two and three narrow stratigraphic levels in the Plurdalen and the Mofjellet Groups, respectively (Fig. 1). Whole rock Rb/Sr geochronology on a meta-granite (Marker, 1983) and a concordant U/Pb zircon age obtained from a gabbro (Senior and Andriessen, 1990) constrain the upper ages of the Plurdalen and Mofjellet Groups to 572 ± 32 and 576 ± 7 Ma. An approximate maximum age for the time of sedimentation corresponding to 590 to 600 Ma, has been reached by comparing the $^{87}\text{Sr}/^{86}\text{Sr}$ ratio for massive marbles from the Plurdalen Group with the ratio estimated for marine carbonates in the past 900 Million years (Bjerkgård et al., *in prep*).

The Mofjellet Group is primarily composed of meta-sedimentary gray quartzo-feldspathic gneiss intercalated with kyanite-mica gneiss and ortho-amphibolite. Massive sulphides are particularly abundant in three narrow stratigraphic corridors, each of which cover less than 300 meters of the stratigraphy. The ore-bearing lithology is characterized by kyanite-mica gneiss, either with white mica or with biotite as the dominant phyllosilicate.

The Plurdalen Group is dominated by dark colored calcareous mica- and garnet-mica schist intercalated with calcitic and dolomitic marbles, graphitic schist, calc silicate schist and ortho-amphibolite. Most of the massive sulphide occurrences are confined to the contact between a thin, persistent calc-silicate horizon and a calcite marble.

An angular imbricated structure with the Mofjellet Group thrust up on the Plurdalen Group divides the two groups from each other (Marker, 1983). Although separated by an imbricated thrust, it is inferred from regional geological interpretations that the two groups originally formed close to each other in a marginal continental setting (Marker, 1983).

The entire area was exposed to upper amphibolite facies metamorphism and four episodes of folding (F_1 - F_4) during the Caledonian orogenesis (Marker, 1983). F_1 - F_3 comprises mega-scale isoclinal to open transversal structures trending E-W, whereas the F_4 episode was co-axial with

the NNE-SSW orientation found elsewhere in the Scandinavian Caledonides. Thrusting between the Mofjellet and Plurdalen Groups occurred prior to or during F₁.

7 DISTRIBUTION OF ORE-FORMING ELEMENTS

Sulphide mineralized samples were analyzed for 26 elements with the ICP-AES technique. ICP analysis were conducted on 500 mg samples after digestion with 3 ml of Aqua Regia for one hour at 95 °C, whereas Au, Pt and Pd were fused with fire assay fluxes before ICP-AES analysis. Major element concentrations in unmineralized samples were obtained from fused glass discs with XRF analysis which was also applied to pressed powder tablets for minor element concentrations.

ACME analytical laboratories (Canada) conducted ICP-AES analysis and the Geological Survey of Norway conducted the XRF analysis.

Four occurrences from the Plurdalen Group and the Mofjellet Group, that are representative for their respective units, will be described in more details. The following descriptions are based on publications by Kruse (1979), Olerud (1979), Marker (1983) and own studies.

Most of the occurrences in the Plurdalen Group are strata-bound and spatially associated with a laterally persistent calc-silicate horizon that can be followed for 15 kilometers along strike. This horizon vary in thickness from a few to about 50 meters although, occasionally, it wedges out and disappear. The mineral assemblage includes fine- to medium-grained clinopyroxene, garnet, epidote, amphibole, quartz and sub-ordinate amounts of calcite, which give the rock a dark green massive appearance. The sulphides are situated in the calc-silicate horizon and in the adjacent calcite-dolomite marble and can be divided in three types. One variety is characterized by stratiform semi-massive to massive layers composed of coarse-grained pyrrhotite and pyrite with sphalerite and chalcopyrite and minor amounts of galena. The other type is characterized by conformable thin laminae and lenses, up to a few centimeters thick, and composed of coarse-grained pyrrhotite, pyrite, sphalerite and chalcopyrite. Finally, some sulphide occurrences form veins and breccia fillings of quartz and calcite together with pyrrhotite, chalcopyrite and sphalerite.

In the Mofjellet Group, the vast majority of sulphide ores are stratiform and confined to kyanite-mica gneisses occurring at three stratigraphic levels. The gneisses are medium-grained and composed of variable proportions of white mica, biotite and hornblende together with quartz, garnet and feldspars, and they are classified as muscovite-, biotite-muscovite, biotite- and finally, biotite-hornblende gneisses. Weak disseminations of pyrite and pyrrhotite provides the gneisses with a characteristic rusty weathering crust that can be followed along strike for 20 kilometers from west to east in the Mofjellet Group. In contrast to the Plurdalen Group, the Mofjellet Group contains hundreds of tiny sulphide ore occurrences interspersed with a few sub-economic to economic deposits. In most of the occurrences it is possible to find both disseminations and massive bands and layers up to several meters thick. The occurrences are dominated by pyrite and/or pyrrhotite with minor sphalerite, galena and chalcopyrite, accessory sulphosalts and supergene marcasite.

The four examples of sulphide occurrences listed in Table 1 represents the range of chemical compositions found in the Mofjellet and the Plurdalen Groups. Like all the other occurrences included in this study, they are relatively small and uneconomic, although, temporary mining operations are known from Sæterdalen and Hesjelia. Larger deposits has been avoided in this study because macro scale zonation of the ore-forming elements, as it is known from the

Mofjellet deposit, complicates a bulk estimate of the chemical composition. Hesjelia and Hammeren, both of which belong to the Mofjellet Group, demonstrate the range of compositions known from this group. Not surprisingly, Zn, Cu and Pb are the dominant ore-forming elements, but with a zinc ratio of 74, Hammeren is much more enriched in Pb than Hesjelia which has a ratio of 99. Hammeren is also more enriched in Au and Ag (Table 2) when compared to Hesjelia whereas the Cu/Zn and the S/Fe ratios are comparable. In the Plurdalen Group, represented by Håkshaugen and Sæterdalen, the occurrences contain more Cu than sulphide mineralisations in the Mofjellet Group. Sæterdalen, representing one end member, could go for a Cu-ore with >2 % Cu and only a few hundreds ppm of Zn and Pb. However, the zinc ratio is 76, and, therefore, compares well with Hammeren in the Mofjellet Group. Håkshaugen represents the opposite end member in the Plurdalen Group in having higher concentration of Zn compared to Cu. Characteristic for the Plurdalen Group, and in contrast to sulphides in the Mofjellet group, both Håkshaugen and Sæterdalen have S/Fe ratios that are lower than unity.

When all 67 sulphide occurrences are included, it becomes clear that the Plurdalen Group indeed contain higher proportions of Cu relative to Zn, Pb and Ag when compared to the Mofjellet Group (Fig. 2a-c). On the average, the Cu/Zn, Cu/Pb and the Cu/Ag ratios are 16, 4 and 3 times higher in the Plurdalen Group (Table 2). Gold and silver is significantly enriched in the Mofjellet Group having Au/(Zn+Pb+Cu) and Ag/(Zn+Pb+Cu) ratios that are three times higher when compared to the Plurdalen Group (Table 2). From Fig. 3a-c it is evident that the highest relative concentration of Au and Ag in particular are found in the eastern parts of the Mofjellet Group.

Although the Mofjellet and Plurdalen Groups clearly can be distinguished from each other when it comes to Cu, Ag and Au, Fig. 3a documents that Zn and Pb does not show any preference for one group or the other. In both groups the zinc ratio ($100\text{Zn}/(\text{Zn}+\text{Pb})$) is close to 86 (Table 2). In this context it should be noted that the average zinc ratio reported from the largest deposits in the region vary between 60 and 80. However, these ratios are estimates based on data from the mining companies and may, therefore, reflect the economically viable parts of the deposits, rather than the bulk average employed in this study.

8 DISCUSSION

Given the contrasting geological setting of sulphide occurrences in the Mofjellet and Plurdalen Groups, it is not surprising that they can be distinguished from each other based on the distribution of Cu, Au and Ag although the zinc ratio is similar. A zinc ratio of 86 is relatively high gathering that the occurrences are regarded as sediment-hosted sulphide. When plotted in the common Cu-Zn-Pb ternary (Fig. 4), mineralisations from both the Mofjellet and the Plurdalen Groups cluster in the field where volcanic hosted sulphide deposits normally will plot. However, the geological setting in lithologies by far dominated by meta-sedimentary rocks deposited on a continental margin (Marker, 1983), seems to preclude a strictly volcanic exhalative origin. Some input of volcanoclastic material is likely given the high density of ortho-amphibolites in the Mofjellet Group. The proportions between Pb, Zn and Cu in the unmineralized rocks from the Mofjellet Group are similar to that found in the sulphide occurrences (Fig. 3d). This relationship imply that the sedimentary protholiths hosting the ore could also be the source of the metals. Comparable ore-metal ratios between the massive sulphides and the source rocks has also been documented for occurrences elsewhere in the world (see summary in Franklin et al., 1981). In contrary to this genetic concept, Huston and Large (1987) suggests that the zinc ratio is a function of the temperature and the activity of

chlorine in a saturated ore-bearing solution. According to Huston and Large, the zinc ratio in the source rock should have a minimal influence on the ratio in the sulphide mineralisations. If it is assumed that the ore-bearing solutions were saturated with Zn and Pb and that the salinity varied between 0.5 and 1.5 M NaCl a zinc ratio of 86 would imply temperatures of <150 °C (Huston and Large, 1987). A precise estimate of the ore-forming temperatures in the Mofjellet and Plurdalen Groups is complicated by deformation and metamorphism although the many ortho-amphibolite units suggest crustal stretching and a relatively high geothermal gradient. An increase in the salinity of the ore-forming solutions would have a stronger effect on the solubility of Zn than of Pb and, therefore, lead to a higher zinc (Huston and Large, 1987).

Chlorine is by far the most important complexing agent for Zn and Pb (Ruaya and Seward, 1986; Huston and Large, 1987). In contrast to these metals, Cu can be dissolved both as chlorine and as bisulphide complexes (Crerar and Barnes, 1976). From Barnes (1979), it is known that the stability field of the most important complexing bisulfides ion, HS⁻, increases at alkaline conditions in a reducing environment. With extensive units of calcareous lithologies and graphitic schist buffering the pH and the oxygen fugacity toward alkaline and reducing conditions, respectively, the Plurdalen Group fulfill these requirements. Under these conditions, cuprous copper (Cu²⁺) is strongly soluble as bisulphide complexes (Crerar and Barnes, 1976) whereas Zn would be only mildly soluble (Barnes, 1967) and Pb practically would be insoluble. Given these conditions in the Plurdalen Group, much higher proportions of Cu compared to the Mofjellet Group (Fig. 2a-c), would be expected.

The significantly higher concentration of Au and Ag in the Mofjellet Group can not be ascribed to the complexing capacity of one ligand or the other because Au and Ag, under the appropriate conditions, are strongly soluble as both chloride or bisulphide complexes (e.g. Brimhall and Crear, 1989). More probably, the higher proportions of precious metals in the Mofjellet Group should be ascribed to a higher concentration of these metals in the source rocks. Chemical analysis for these elements in rocks from the Mofjellet Group are not available, but the ortho-amphibolites, being much more frequent than in the Plurdalen Group, could be a possible source of precious metals.

9 CONCLUSIONS AND APPLICATION TO EXPLORATION

Ore element ratio analysis of sub-economic sulphide ores in the Plurdalen and Mofjellet Groups document that occurrences in the Plurdalen Group have higher concentrations of Cu but lower concentration of Au and Ag when compared to the Mofjellet Group. In the Mofjellet Group there is good agreement between the Zn-Pb-Cu distribution in the meta-sedimentary protholith and the distribution of the same metals in the sulphide ores. In the Plurdalen Group, the occurrences have higher Cu/(Zn+Pb) ratios than their inferred sedimentary source rock. This is also evident when they are compared to the occurrences in the Mofjellet Group. Bisulphide complexing of cuprous Cu would selectively enrich the ore-forming solutions in this metal and can, therefore, explain the observed distribution of Cu, Pb and Zn between the Mofjellet and Plurdalen Groups.

The Mofjellet and the Plurdalen Groups have different advantages in a given exploration program aimed at massive sulphide deposits. Particularly the eastern part of the Mofjellet Group has a potential for the discovery of massive sulphide deposits where Au and Ag could be important products together with Zn and Pb. In the Plurdalen Group, a massive sulphide deposit could potentially contain recoverable concentrations of Cu together with Zn and Pb.

10 ACKNOWLEDGMENT

Most of the samples included in this study were gathered by Rune Wilberg who, in collaboration with Leif Furuhaug, also tabulated and organized analysis and sample descriptions in the ore geological database at the Geological Survey of Norway. Parts of this study was supported by Hemnes commune, Nordland county and the mining company, Bleikvassli Gruber A/S. Tor Grenne improved the text and contributed with many constructive comments.

11 REFERENCES

- Barnes, H. L., 1979, Solubility of ore minerals. *In*: Barnes H. L (ed.), *Geochemistry of hydrothermal ore-deposits*, 2nd edition. John Wiley & Sons, p. 404-454.
- Barnes, H. L., and Czamanske, G. K., 1967, Solubilities and transport of ore minerals. *In*: Barnes H. L (ed.), *Geochemistry of hydrothermal ore-deposits*, John Wiley & Sons, p. 334-381.
- Brimhall, H. G., and Crear, D. A., 1989, Ore fluids: magmatic to supergene. *In*: Charnichael I. S. E. and Eugster H. P. (eds.), *Thermodynamic modelling of geological materials: minerals, fluids and melts*, *Reviews in mineralogy*, Mineralogical Society of America, v. 17, p. 235-323.
- Crear, D. A., and Barnes, H. L., 1976, Ore solution chemistry versus solubilities of chalcopyrite and chalcocite assemblages in hydrothermal solutions at 200° to 350°C. *ECON. GEOL.*, v. 71, p. 772-794.
- Franklin, J. M., Lydon, J. W., and Sangster, D. F., 1981, Volcanic-associated massive sulfide deposits. *in* Skinner B. J. (ed.) *Seventy-fifth anniversary volume*. *ECON. GEOL.*, p. 485-627.
- Huston, D. L., and Large, R. R., 1987. Genetic and exploration significance of the zinc ratio (100 Zn/(Zn+Pb)) in massive sulfide systems. *ECON. GEOL.*, v. 82, p. 1521-1539.
- Kruse, A. (1979) Geology of ore deposits of the area around Mo i Rana. *in* Juve G. and Reinsbakken A. (eds.), *Correlation of Caledonian strata-bound sulphides (CCSS): IGCP project no. 60*, p. 26-43.
- Marker, M. 1983. Caledonian and pre-Caledonian geology of the Mofjell area, Nordland, Norway. Unpublished Ph.D. thesis, University of Copenhagen. 153 p.
- Olerud, S., 1979, Strata-bound skarns with copper mineralisations in Plurdalen, Rana (in Norwegian). *Rapport the Geological survey of Norway*, v. 1556/10D, 19 p.
- Senior, A., and Andriessen, P. A. M., 1990, U/Pb and K/Ar determinations in the Upper and Uppermost Allochtons, central Scandinavian Caledonides (abs.). *Geonytt*, v. 1/90, p. 99.
- Ruaya, J. R., and Seward, T. M., 1986, The stability of chlorozinc(II) complexes in hydrothermal solutions up to 350°C. *Geochem. et Comochem.* v. 50, p. 651-661.
- Vokes, F., 1976, Caledonian massive sulfide deposits in Scandinavia: a comparative review. *in* Wolf K. H. (ed.), *Handbook of Strata-bound and stratiform ore deposits (II)*. Elsevier, p. 79-128.

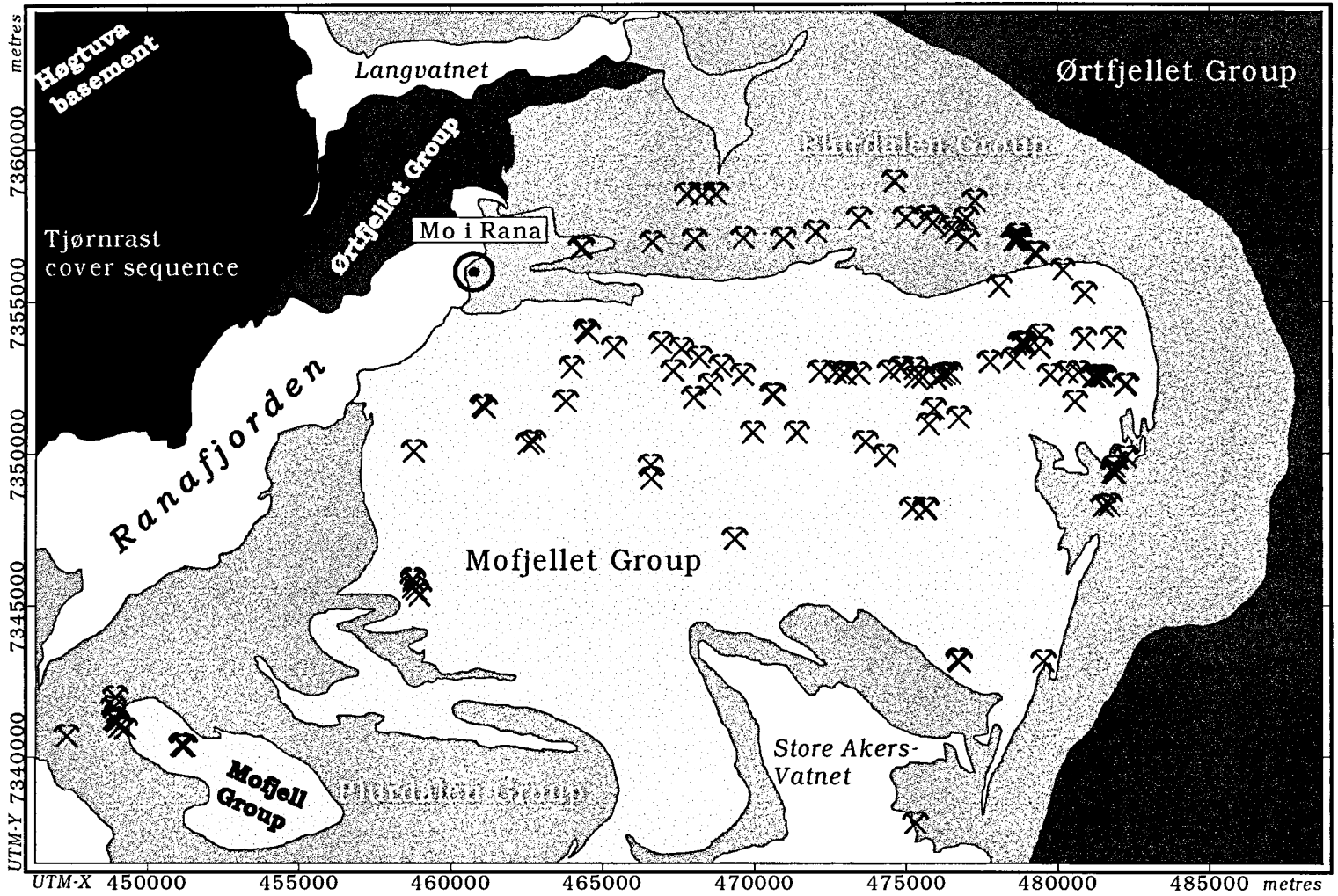


FIGURE 1

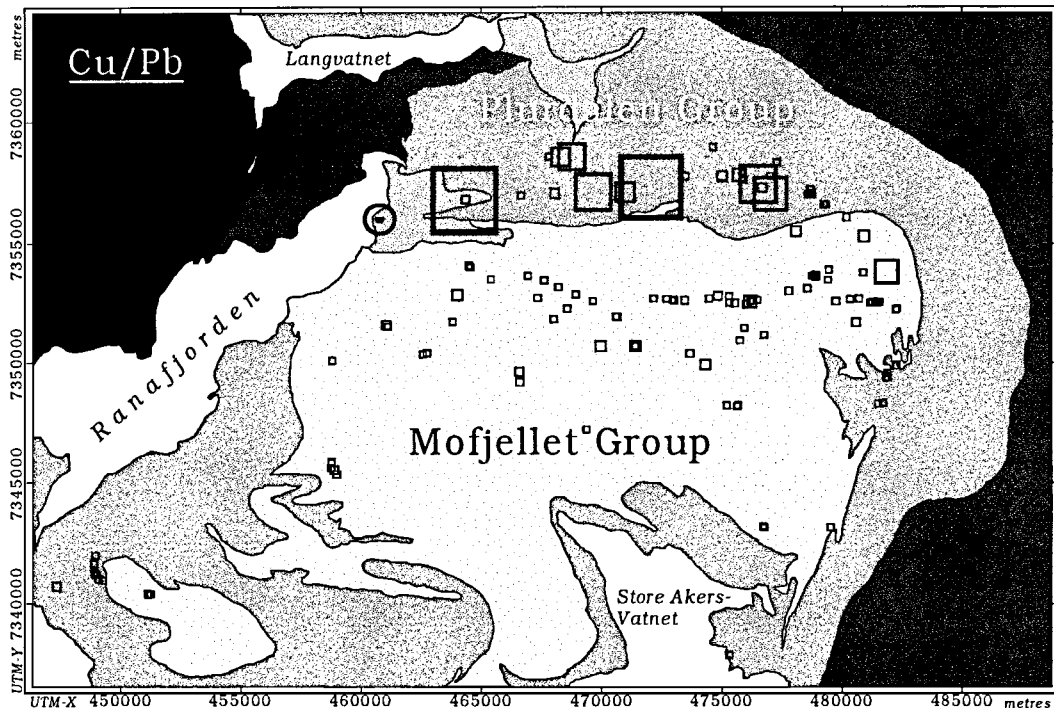


FIGURE 2a

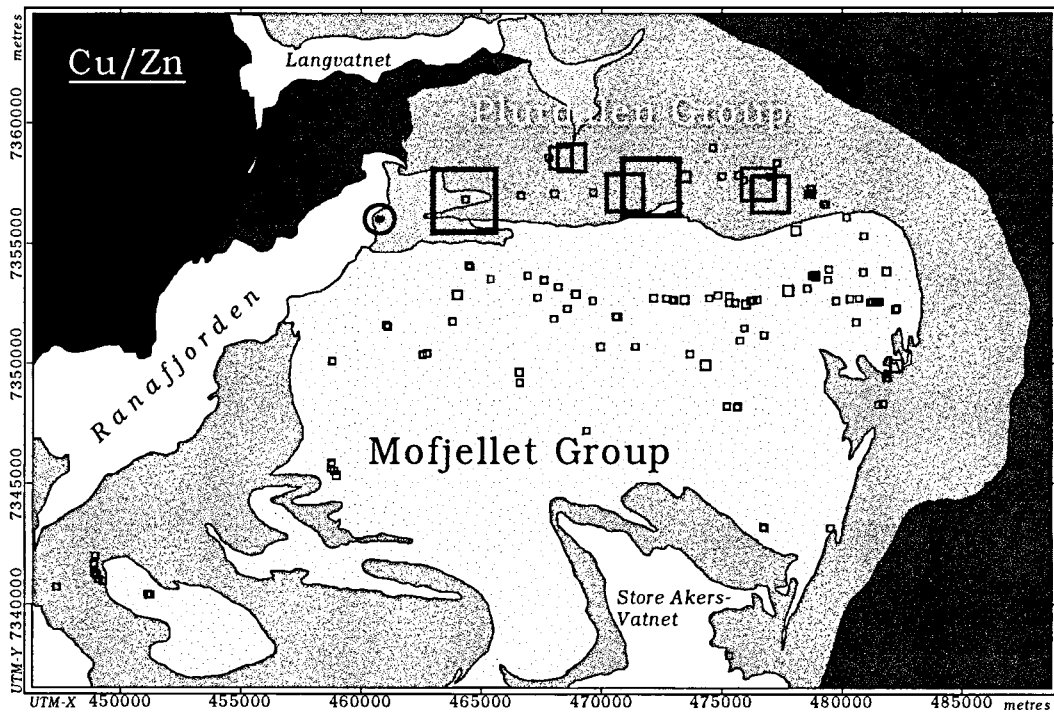


FIGURE 2b

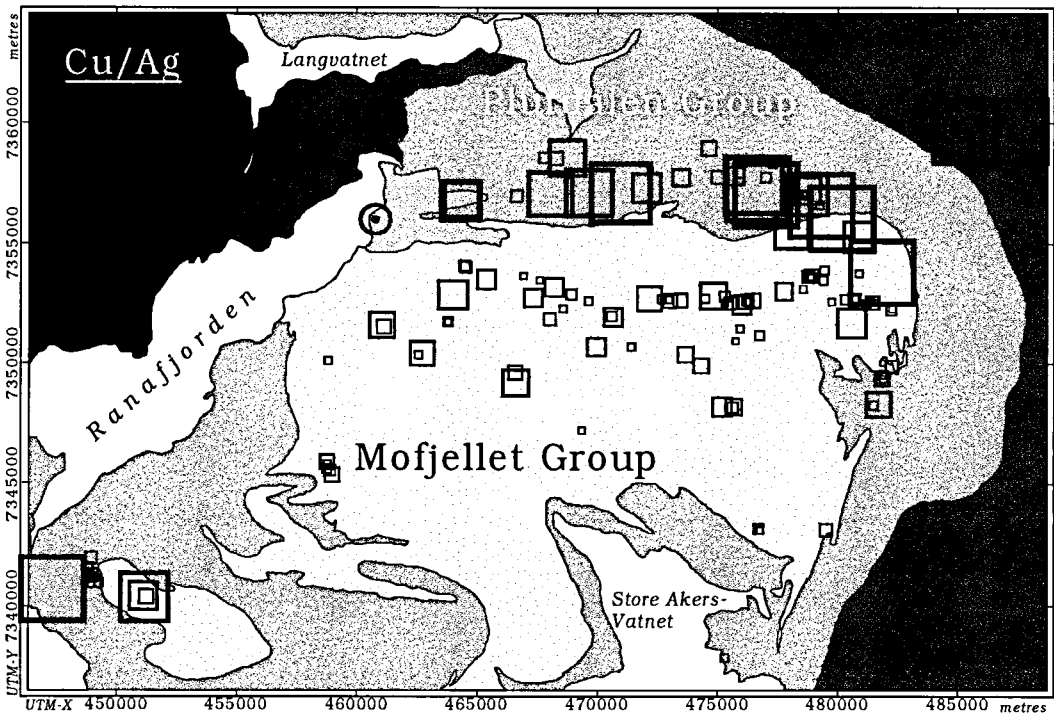


FIGURE 2c

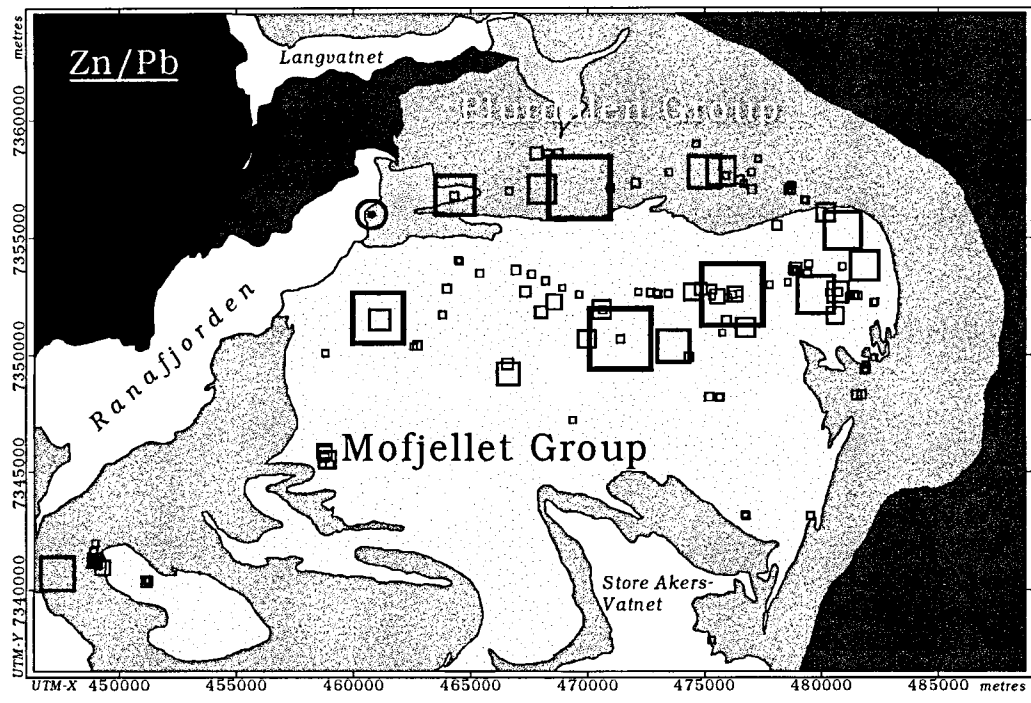


FIGURE 3a

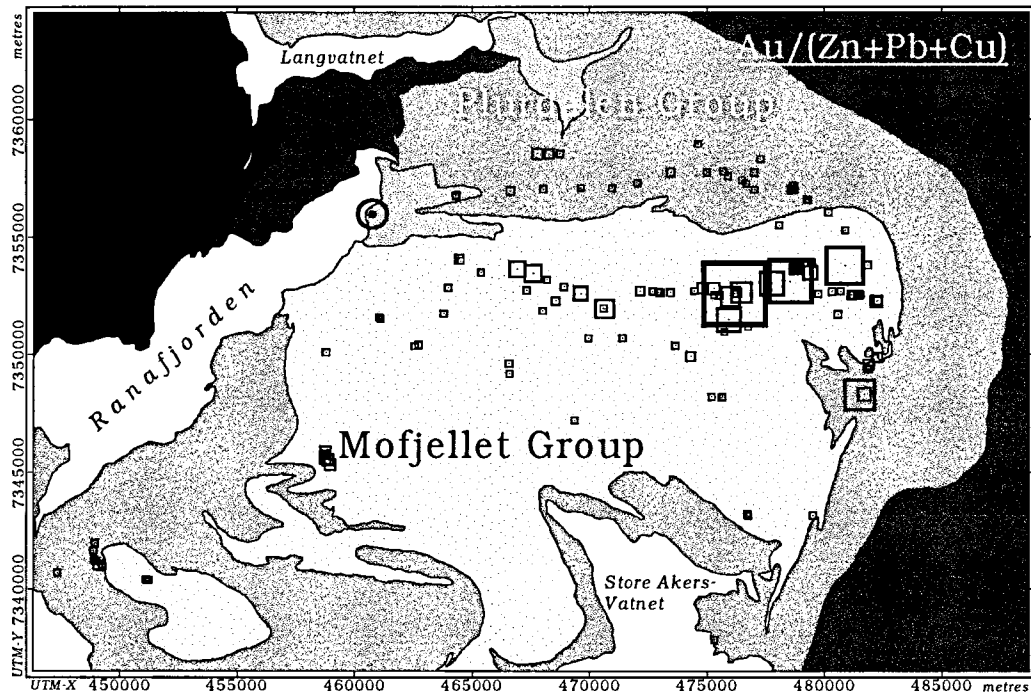


FIGURE 3b

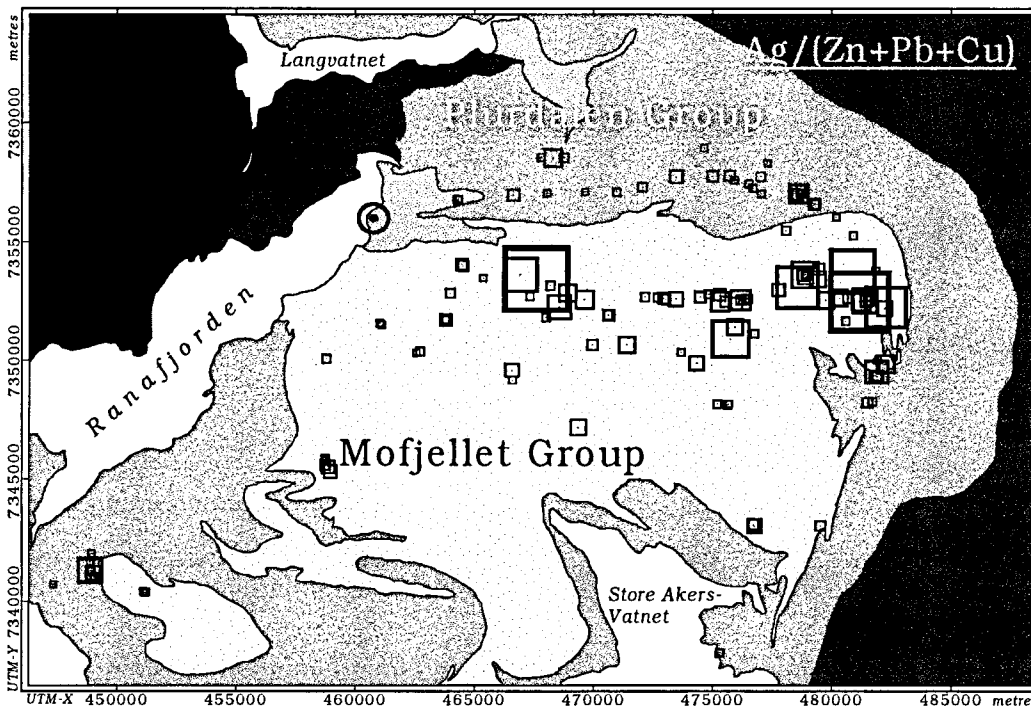
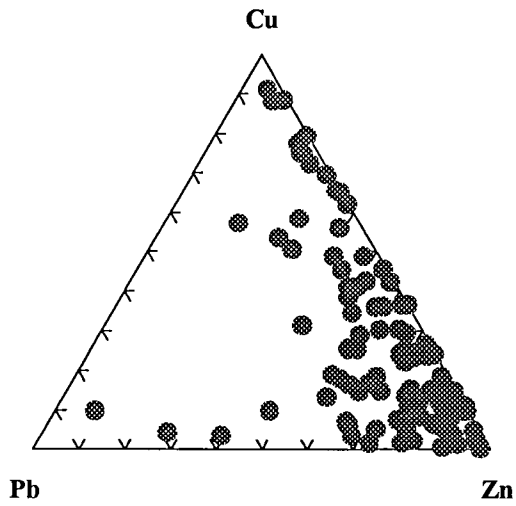


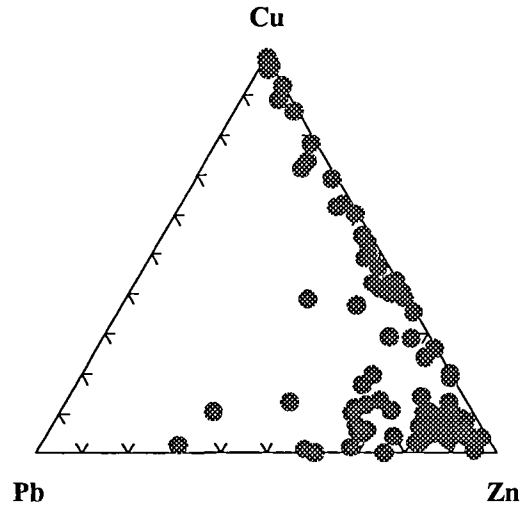
FIGURE 3c

FIGURE 4

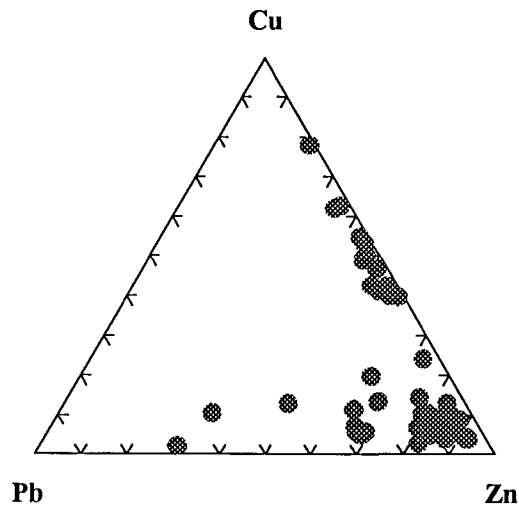
Mofjellet Group
Sulphide mineralisations



Plurdalen Group
Sulphide mineralisations



Mofjellet Group
Unmineralised rocks



Plurdalen Group
Unmineralised rocks

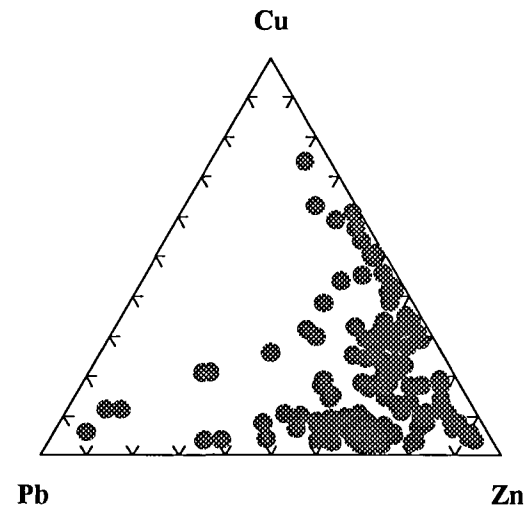


Table 1

Locality	Håkshaugen	Sæterdalen	Hesjelia	Hammeren
Mo	2	2	6	15
Cu	9216	22045	13070	5945
Pb	10	131	192	5128
Zn	36838	424	36710	14547
Ag	4.9	8.9	14.7	29.7
Ni	13	14	14	13
Co	80	171	33	11
Mn	1307	1109	706	319
As	12	28	41	16
U	6	5	5	5
Th	5	2	2	2
Sr	148	160	13	20
Cd	241	3	208	75
Sb	5	2	14	25
Bi	10	50	11	8
V	2	8	6	27
La	7	5	3	3
Cr	4	9	2	10
Ba	5	27	32	161
B	12	2	16	5
W	3	6	2	1
Au, ppb	9	103	91	655
Pt, ppb	3	2	3	7
Pd, ppb	5	2	5	7
S, %	5.34	9.67	23.43	5.72
Fe, %	6.51	16.12	23.71	5.41
n	2	10	6	5
100Zn/(Zn+Pb)	99.97	76.36	99.48	73.94
Cu/Zn	0.25	52.05	0.36	0.41
Cu/Pb	921.60	168.15	68.17	1.16
Au/(Zn+Pb+Cu)*	0.18	4.54	1.82	25.57
Ag/(Zn+Pb+Cu)**	0.11	0.39	0.29	1.16
S/Fe	0.82	0.60	0.99	1.06

*Au x 10⁶**Ag x 10³

Table 2

	Mofjellet Gr.	Plurdalen Gr.
100Zn/(Zn+Pb)	85	87
Cu/Zn	1.0	16.8
Cu/Pb	23	217
Cu/Ag	314	1038
S/Fe	0.99	0.81
Au/(Zn+Pb+Cu)*	36	11
Ag/(Zn+Pb+Cu)**	2.1	0.8
n	36	22

* Au x 10⁶ **Ag x 10³

ICP-AES analysis of massive sulphide mineralisations

ID	Sub-ID	Locality	Mapsheet	UTM-X	UTM-Y	Lith. Group	Mo (ppm)	Cu (ppm)	Pb (ppm)	Zn (ppm)	Ag (ppm)	Ni (ppm)	Co (ppm)
NO0675	NO0675,01	jamtlia	storforshei	467800	7358550	plurd.	4	15	16	920	0.30	13	8
NO0675	NO0675,02			467800	7358550		2	86	16	162	0.20	38	29
NO0675	NO0675,03			468300	7358540		1	758	2	18	2.40	47	136
NO0675	NO0675,04			468750	7358550		1	1240	2	22	0.90	13	27
NO0022	NO0022,01	håkshaugen	storforshei	469650	7357100	plurd.	3	1176	14	73318	1.30	8	83
NO0022	NO0022,02			469650	7357100		1	17256	6	358	8.50	17	76
NO0622	NO0622,01	steinbekkhaugen	storforshei	468050	7357050	plurd.	1	471	3	1506	0.20	2	21
NO0622	NO0622,02			468050	7357050		1	423	7	54	0.30	4	6
NO0622	NO0622,03			468050	7357050		1	158	3	74	0.10	2	2
NO0024	NO0024,01	langtjern	storforshei	470970	7357090	plurd.	1	1140	5	23	0.80	6	26
NO0024	NO0024,02			470970	7357090		2	2714	8	38	1.10	19	39
NO0024	NO0024,03			470970	7357090		1	2797	4	21	0.80	10	48
NO0624	NO0624,01	fisktjørnli	storforshei	472050	7357300	plurd.	1	10919	7	80	10.50	3	36
NO0624	NO0624,02			472050	7357300		4	13381	5	90	8.10	7	81
NO0624	NO0624,03			472050	7357300		16	4521	5	45	8.70	3	68
NO0624	NO0624,04			473470	7357750		1	554	17	52	1.10	6	25
NO0672	NO0672,01	selfors	mo i rana	464300	7356760	plurd.	1	5385	3	36	3.40	4	66
NO0672	NO0672,02			464340	7356800		1	647	14	2721	0.50	8	21
NO0606	NO0606,01	berg	storforshei	474630	7358960	plurd.	23	1097	952	99999	2.10	56	48
NO0606	NO0606,02			474630	7358960		178	26988	43781	99999	66.30	5	25
NO0606	NO0606,03			474630	7358960		1	2652	4501	1614	12.30	5	3
NO0662	NO0662,01	holmholmen	korgen	446420	7346290		11	6830	2284	7017	5.80	43	17
NO0662	NO0662,02			446420	7346290		3	4965	95	61031	3.10	26	67
NO0662	NO0662,03			446420	7346290		4	37953	81	1810	11.40	66	128
NO0662	NO0662,04			446420	7346290		2	6298	19	669	3.70	183	302
NO0662	NO0662,05			446420	7346290		3	99999	37	1345	34.00	109	160
NO0662	NO0662,06			446420	7346290		1	9915	24	206	8.20	7	15
NO0767	NO0767,01	bjerka	korgen	450300	7335800	plurd.	5	1374	103	263	0.80	41	8
NO0767	NO0767,02			449950	7335800		4	436	2263	29839	6.70	9	50
NO0767	NO0767,03			450000	7335800		3	1090	304	3471	1.30	7	36
NO0767	NO0767,04			450000	7335800		1	395	300	4229	0.90	6	7

ICP-AES analysis of massive sulphide mineralisations

ID	Sub-ID	Locality	Mapsheet	UTM-X	UTM-Y	Lith. Group	Mo (ppm)	Cu (ppm)	Pb (ppm)	Zn (ppm)	Ag (ppm)	Ni (ppm)	Co (ppm)
NO0767	NO0767,05			450000	7335800		10	929	561	58953	2.80	9	24
NO0767	NO0767,06			450000	7335800		2	956	253	25328	0.80	10	44
NO0684	NO0684,01	storvika	korgen	446000	7345650		1	12480	32	1259	7.50	2	5
NO0684	NO0684,02			446000	7345650		8	3900	24	328	2.00	1	92
NO0684	NO0684,03			446000	7345650		6	16789	10	389	7.50	2	86
NO0684	NO0684,04			446000	7345650		52	2057	8	884	1.60	2	137
NO0684	NO0684,05			446000	7345650		9	1208	15	36	1.50	1	3
NO0773	NO0773,01	hesjelia	mo i rana	461050	7351590	mofjell	12	23910	245	62755	29.10	18	28
NO0773	NO0773,02			461050	7351590		4	16187	204	66926	16.90	22	28
NO0773	NO0773,03			461050	7351590		8	27866	358	82625	31.40	15	38
NO0773	NO0773,04			461120	7351520		7	2523	482	38447	4.50	7	5
NO0773	NO0773,05			461120	7351520		1	3696	45	5358	11.20	16	45
NO0773	NO0773,06			461120	7351520		7	50	2	501	1.00	4	8
NO0044	NO0044,01	hammartjørna	mo i rana	463800	7351740	mofjell	2	565	4028	5528	4.00	3	7
NO0044	NO0044,02			463800	7351740		15	216	1301	22026	1.60	5	8
NO0626	NO0626,01	flatlia	storforshei	475000	7357760	plurd.	2	4386	90	434	8.30	2	3
NO0626	NO0626,02			474850	7357760		3	13669	288	35285	36.40	4	202
NO0626	NO0626,03			474850	7357760		7	29674	90	99999	218.00	1	117
NO0626	NO0626,04			474850	7357760		5	58534	559	20611	82.70	7	38
NO0628	NO0628,01	fagerdal 1	storforshei	475700	7357800	plurd.	1	3956	20	2583	7.00	5	21
NO0628	NO0628,02			475300	7237850		1	4923	10	618	3.10	4	26
NO0629	NO0629,01	fagerdal 2	storforshei	475300	7357850	plurd.	8	483	26871	99999	55.80	1	26
NO0629	NO0629,02			475900	7357600		12	380	58811	99999	49.80	6	53
NO0629	NO0629,03			475900	7357600		11	225	57374	99999	41.30	7	47
NO0629	NO0629,04			475900	7357600		14	507	78400	99999	31.20	10	65
NO0608	NO0608,01	grønfejldalen	storforshei	485290	7359670	Ørtfjell	5	64	34980	98858	237.10	1	45
NO0608	NO0608,02			485290	7359670		1	333	6791	45169	5.60	415	135
NO0608	NO0608,03			485290	7359670		6	543	4032	11720	4.20	218	93
NO0608	NO0608,04			485320	7359670		5	61	41109	86786	75.30	67	100
NO0608	NO0608,05			485320	7359670		3	17	50342	23546	185.10	16	80
NO0608	NO0608,06			485320	7359670		5	24	70886	99999	197.90	13	157
NO0608	NO0608,07			485320	7359670		8	21	99999	51522	46.50	11	422

ICP-AES analysis of massive sulphide mineralisations

ID	Sub-ID	Locality	Mapsheet	UTM-X	UTM-Y	Lith. Group	Mo (ppm)	Cu (ppm)	Pb (ppm)	Zn (ppm)	Ag (ppm)	Ni (ppm)	Co (ppm)
NO0608	NO0608,08			485320	7359670		2	11	11948	5786	6.00	1	3
NO0608	NO0608,09			487370	7359680		3	66	35745	99999	48.90	56	53
NO0608	NO0608,10			485450	7359700		1	21	889	664	0.70	10	20
NO0630	NO0630,01	sæterdalen	storforshei	476670	7357270	plurd.	1	58181	766	1473	15.80	9	143
NO0630	NO0630,02			476670	7357270		1	527	108	72	1.40	32	676
NO0630	NO0630,03			476670	7357270		1	14093	75	188	4.60	15	306
NO0630	NO0630,04			476670	7357270		1	81	62	72	0.30	4	21
NO0630	NO0630,05			476670	7357270		1	10796	67	162	3.90	5	139
NO0630	NO0630,06			476500	7357430		1	7038	61	108	4.40	6	96
NO0630	NO0630,07			476500	7357430		1	99999	54	1407	40.70	6	64
NO0630	NO0630,08			477020	7357020		6	6634	47	319	2.50	37	20
NO0630	NO0630,09			477020	7357020		1	16012	28	263	11.80	23	223
NO0630	NO0630,10			477020	7357020		1	7090	43	171	3.70	4	21
NO0053	NO0053,01	kalsæter	storforshei	477750	7355720	plurd.	1	5912	20	55	1.10	21	440
NO0053	NO0053,02			477750	7355720		1	3861	43	91	1.60	9	182
NO0053	NO0053,03			477750	7355720		1	99999	14	1008	31.30	7	206
NO0053	NO0053,04			477750	7355720		1	43538	31	440	18.90	4	51
NO0053	NO0053,05			477750	7355720		1	15735	16	111	3.60	13	296
NO0053	NO0053,06			478080	7355500		1	2603	23	398	2.00	1	19
NO0702	NO0702,01	??	??	432380	7322400		1	6784	266	19242	1.90	6	57
NO0702	NO0702,02			432380	7322400		3	3796	72	62118	1.30	7	120
NO0702	NO0702,03			432380	7322400		1	50410	79	18219	5.00	8	127
NO0702	NO0702,04			432380	7322400		1	47422	82	6648	9.60	11	99
NO0702	NO0702,05			432380	7322400		4	4431	55	99999	1.60	9	193
NO0702	NO0702,06			432380	7322400		1	3056	29	3586	0.20	35	463
NO0632	NO0632,01	mamlhaug	storforshei	478700	7357200	plurd.	8	179	30	1499	0.10	19	21
NO0632	NO0632,02			478700	7357200		1	3713	26	1112	1.00	9	12
NO0632	NO0632,03			478700	7357200		1	56	1340	2034	8.30	4	4
NO0632	NO0632,04			478700	7357200		1	13588	191	781	8.20	20	4
NO0632	NO0632,05			478730	7357030		1	5103	265	1614	3.30	8	6
NO0632	NO0632,06			478730	7357030		1	396	37	63	0.10	8	9
NO0632	NO0632,07			478680	7357050		1	182	86	242	0.50	9	6
NO0632	NO0632,08			478680	7357050		4	126	2444	54099	20.70	6	8
NO0632	NO0632,09			478610	7357030		1	3019	278	1664	4.10	10	19
NO0632	NO0632,10			478610	7357030		1	47	659	1149	10.90	8	33

ICP-AES analysis of massive sulphide mineralisations

ID	Sub-ID	Locality	Mapsheet	UTM-X	UTM-Y	Lith. Group	Mo (ppm)	Cu (ppm)	Pb (ppm)	Zn (ppm)	Ag (ppm)	Ni (ppm)	Co (ppm)
NO0632	NO0632,11			478610	7357030		1	34	731	158	12.90	5	36
NO0632	NO0632,12			478610	7357030		1	11	76	246	0.50	28	13
NO0632	NO0632,13			478570	7357000		1	313	826	8290	12.80	4	86
NO0633	NO0633,01	malm pb-zn	storforshei	479320	7356580	plurd.	6	104	32095	99999	107.60	3	8
NO0633	NO0633,02			479250	7356600		5	14223	24580	99999	74.60	6	7
NO0633	NO0633,03			479250	7356600		5	4183	31594	99999	86.00	6	9
NO0633	NO0633,04			479250	7356600		1	14533	27589	2078	266.50	2	1
NO0234	NO0234,01	eiterå	storforshei	485750	7365200	dunderl.	2	152	5883	35481	7.60	8	6
NO0234	NO0234,02			485750	7365200		1	483	14315	24849	20.20	2	5
NO0234	NO0234,03			485750	7365200		1	23	4331	18232	4.00	6	8
NO0234	NO0234,04			485750	7365200		3	53	5533	95783	6.80	1	15
NO0600	NO0600,01	??	??	492190	7368470		1	22	14789	39234	17.30	1	7
NO0600	NO0600,02			492190	7368470		1	25	1885	23130	2.30	3	6
NO0600	NO0600,03			492190	7368470		2	16	14541	52030	37.00	7	20
NO0600	NO0600,04			492190	7368470		3	20	332	99999	1.80	2	10
NO0600	NO0600,05			492190	7368470		1	4	570	2462	1.60	2	2
NO0600	NO0600,06			492100	7368400		1	18	7993	18364	8.20	4	4
NO0600	NO0600,07			492100	7368400		3	22	15605	66852	19.50	1	15
NO0601	NO0601,01	??	??	492900	7368650		1	11	3851	14139	4.60	5	6
NO0601	NO0601,02			492900	7368650		3	19	3147	53757	4.70	2	7
NO0233	NO0233,01	??	??	419930	7320300		3	143	33998	99999	203.80	5	13
NO0233	NO0233,02			419930	7320300		4	109	60668	99999	66.90	8	16
NO0233	NO0233,03			419930	7320300		5	77	67544	30538	145.70	4	8
NO0696	NO0696,01	??	??	432200	7333830		1	10	759	3268	1.80	7	5
NO0696	NO0696,02			432200	7333830		1	28	1135	749	3.10	76	32
NO0696	NO0696,03			432200	7333830		1	36	143	613	0.60	84	42
NO0696	NO0696,04			432080	7333660		10	33	53	51	1.10	79	93
NO0696	NO0696,05			432080	7333660		28	52	20	29	0.90	106	5
NO0696	NO0696,06			432080	7333660		29	6	52	157	0.20	34	14
NO0035	NO0035,01	lalia	storforshei	480900	7355280	plurd.	28	99999	404	40193	90.90	11	27
NO0035	NO0035,02			480900	7355280		124	2564	139	17339	2.90	6	14
NO0035	NO0035,03			480900	7355280		195	9592	198	14873	8.40	18	43

ICP-AES analysis of massive sulphide mineralisations

ID	Sub-ID	Locality	Mapsheet	UTM-X	UTM-Y	Lith. Group	Mo (ppm)	Cu (ppm)	Pb (ppm)	Zn (ppm)	Ag (ppm)	Ni (ppm)	Co (ppm)
NO0035	NO0035,04			480900	7355280		26	19879	213	99999	13.70	20	31
NO0036	NO0036,01	snauryggen	storforshei	480180	7356050	plurd.	11	520	37	929	1.00	61	53
NO0036	NO0036,02			480180	7356050		5	62	43	291	0.10	18	26
NO0036	NO0036,03			480180	7356050		6	19	37	180	0.10	31	48
NO0036	NO0036,04			480180	7356050		2	27	113	14327	0.50	14	10
NO0620	NO0620,01	hommelmodal	storforshei	477280	7358320	plurd.	7	254	4361	13272	2.20	8	8
NO0620	NO0620,02			477280	7358320		5	191	14403	13180	6.70	4	5
NO0659	NO0659,01	skavelhaugen	storforshei	477000	7357750	plurd.	4	383	938	2671	3.00	11	32
NO0659	NO0659,02			477000	7357750		5	197	128	468	0.60	30	25
NO0685	NO0685,01	svalenget	korgen	444940	7344850		6	1999	424	1430	3.60	3	3
NO0685	NO0685,02			444940	7344850		8	1258	14451	61523	45.00	7	9
NO0685	NO0685,03			444940	7344850		17	449	18897	40401	51.60	12	12
NO0685	NO0685,04			444940	7344850		40	1839	609	68235	6.20	12	21
NO0685	NO0685,05			444870	7344770		1	21	139	505	0.40	9	5
NO0685	NO0685,06			444870	7344770		8	16118	1794	73967	16.00	3	10
NO0685	NO0685,07			444870	7344770		17	1638	16836	99999	31.90	7	25
NO0685	NO0685,08			444840	7344710		43	216	26967	87920	48.40	17	27
NO0685	NO0685,09			444840	7344710		1	26011	3885	6770	31.20	4	3
NO0685	NO0685,10			444800	7344680		2	1023	15650	44517	41.10	2	5
NO0685	NO0685,11			444800	7344680		30	1569	43807	69710	349.30	7	14
NO0685	NO0685,12			444800	7344680		26	410	3899	24520	9.80	28	14
NO0653	NO0653,01	sølvberg grube	storforshei	468200	7353180	mo fjell	1	285	1202	738	3.70	1	1
NO0653	NO0653,02			468200	7353180		1	973	2245	6354	12.30	6	1
NO0653	NO0653,03			468200	7353180		8	24475	1966	24268	28.50	16	3
NO0653	NO0653,04			468920	7352880		1	311	143	88	1.60	1	3
NO0648	NO0648,01	kjempeheia	storforshei	469630	7352600	mo fjell	6	56	29	67	0.70	1	55
NO0648	NO0648,02			469630	7352600		5	9	18	76	0.10	1	56
NO0648	NO0648,03			470650	7351940		1	395	19	174	0.70	37	51
NO0648	NO0648,04			470650	7351940		1	318	12	65	0.60	33	59
NO0648	NO0648,05			470600	7351950		5	1018	92	6324	6.10	82	50
NO0644	NO0644,01	reinfjellet	storforshei	472170	7352700	mo fjell	1	172	37	85	0.20	46	34
NO0644	NO0644,02			472700	7352680		4	1611	119	42498	5.40	3	45

ICP-AES analysis of massive sulphide mineralisations

ID	Sub-ID	Locality	Mapsheet	UTM-X	UTM-Y	Lith. Group	Mo (ppm)	Cu (ppm)	Pb (ppm)	Zn (ppm)	Ag (ppm)	Ni (ppm)	Co (ppm)
NO0644	NO0644,03			472700	7352680		2	3941	7032	33047	57.40	26	84
NO0644	NO0644,04			472950	7352650		5	186	394	1820	3.30	3	50
NO0644	NO0644,05			473020	7352610		5	823	160	1299	2.20	3	52
NO0644	NO0644,06			473450	7352630		5	2166	103	603	6.20	3	50
NO0644	NO0644,07			474830	7352820		8	1522	17	804	1.10	2	70
NO0644	NO0644,08			474830	7352820		2936	241	10	82	0.80	1	17
NO0644	NO0644,09			474470	7352700		3	1155	79	8874	13.00	5	168
NO0644	NO0644,10			474470	7352700		4	594	78	574	2.00	1	13
NO0644	NO0644,11			474010	7352300		1	582	16	108	0.50	4	45
NO0089	NO0089,01	mos grube	storforshei	476470	7352630	mofjell	1	39	19	77	0.10	10	18
NO0089	NO0089,02			476300	7352610		3	331	27	2058	2.30	2	125
NO0089	NO0089,03			476300	7352610		1	19	16	124	0.10	1	4
NO0089	NO0089,04			476180	7352580		2	86	8	444	2.70	4	59
NO0089	NO0089,05			476180	7352580		2	306	10	732	4.60	4	47
NO0089	NO0089,06			476180	7352580		2	5981	16	9889	10.50	4	3
NO0089	NO0089,07			476010	7352450		10	230	9	57	0.40	66	43
NO0089	NO0089,08			475540	7352510		1	170	6	289	0.60	9	28
NO0089	NO0089,09			475310	7352520		2	1221	1841	3596	26.40	4	19
NO0089	NO0089,10			475310	7352520		1	292	4492	10832	49.80	3	57
NO0089	NO0089,11			475310	7352520		1	64	52	136	2.00	2	4
NO0089	NO0089,12			475310	7352520		2	122	76	484	1.20	17	20
NO0089	NO0089,13			475300	7352800		1	82	11	188	0.40	5	19
NO0089	NO0089,14			476180	7352580		1	33	10	66	0.40	6	9
NO0605	NO0605,01	avensjøen	storforshei	477770	7353010	mofjell	2	4	8	15	0.30	14	8
NO0605	NO0605,02			477770	7353010		4	632	11	30	0.90	82	36
NO0605	NO0605,03			477770	7353010		2	484	11	10	0.60	205	46
NO0605	NO0605,04			477770	7353010		4	352	18	41	0.70	69	12
NO0605	NO0605,05			477770	7353010		1	81	7	6	0.50	43	33
NO0605	NO0605,06			477770	7353010		1	122	9	56	0.30	23	25
NO0635	NO0635,01	thermos	storforshei	478560	7353110	mofjell	6	42	15	26	0.80	3	1
NO0635	NO0635,02			478770	7353630		1	339	51	550	1.30	10	26
NO0635	NO0635,03			478910	7353580		6	228	1850	191	5.60	3	28
NO0635	NO0635,04			478870	7353650		4	258	93	129	2.60	2	18
NO0635	NO0635,05			478910	7353670		1	4421	944	15805	11.10	1	58
NO0635	NO0635,06			478910	7353670		1	1320	62	20796	4.40	6	48
NO0635	NO0635,07			478910	7353670		2	6495	70	3021	19.70	4	16

ICP-AES analysis of massive sulphide mineralisations

ID	Sub-ID	Locality	Mapsheet	UTM-X	UTM-Y	Lith. Group	Mo (ppm)	Cu (ppm)	Pb (ppm)	Zn (ppm)	Ag (ppm)	Ni (ppm)	Co (ppm)
NO0635	NO0635,08			478950	7353600		1	691	100	541	3.10	4	6
NO0635	NO0635,09			478950	7353600		3	90	2682	19560	9.50	4	18
NO0635	NO0635,10			478950	7353600		3	2484	1808	22610	8.30	4	26
NO0635	NO0635,11			479450	7353890		4	255	214	1381	2.50	2	8
NO0635	NO0635,12			479410	7353470		37	79	44	628	0.50	37	11
NO0635	NO0635,13			479410	7353470		17	87	27	162	1.30	55	61
NO0635	NO0635,14			479410	7353470		8	132	25	53	1.50	72	107
NO0772	NO0772,01	kvanlia	storforshei	475930	7351460	mofjell	7	22	7	125	0.40	23	6
NO0772	NO0772,02			475750	7350950		6	1030	21749	7180	283.90	5	10
NO0772	NO0772,03			475750	7350950		5	1000	21783	1917	249.10	8	9
NO0772	NO0772,04			475750	7350950		8	898	1545	8726	12.70	6	7
NO0772	NO0772,05			476750	7351170		11	38	213	259	5.70	7	11
NO0772	NO0772,06			476750	7351170		12	1266	201	32521	7.40	36	13
NO0772	NO0772,07			476750	7351170		4	1848	351	2740	9.80	7	8
NO0772	NO0772,08			476750	7351170		7	534	139	32132	6.00	17	32
NO0645	NO0645,01	selåga	storforshei	473670	7350380	mofjell	7	997	87	6791	1.90	3	20
NO0645	NO0645,02			473670	7350380		3	1186	34	8870	1.70	6	52
NO0645	NO0645,03			473670	7350380		6	687	18	5449	1.90	5	50
NO0645	NO0645,04			473670	7350380		3	1269	16	5589	2.70	6	47
NO0645	NO0645,05			473670	7350380		6	632	10	3601	1.00	4	33
NO0645	NO0645,06			473670	7350380		1	23	18	96	0.10	2	2
NO0645	NO0645,07			473670	7350380		5	649	20	881	3.20	3	55
NO0645	NO0645,08			474320	7349920		19	563	5	68	1.40	2	16
NO0643	NO0643,01	areens 2	storforshei	480580	7351700	mofjell	1	524	10	615	0.50	10	28
NO0643	NO0643,02						8	1063	96	18703	2.80	6	47
NO0643	NO0643,03						6	19809	44	50355	19.20	20	27
NO0643	NO0643,04						6	11204	44	52334	8.70	10	127
NO0642	NO0642,01						9	132	26	328	6.00	10	12
NO0637	NO0637,01	brattlia	storforshei	480880	7353770	mofjell	3	152	37	350	3.90	104	19
NO0637	NO0637,02			480880	7353770		3	80	34	20	2.90	79	26
NO0637	NO0637,03			480880	7353770		7	94	48	37	2.80	89	24
NO0637	NO0637,04			480880	7353770		2	13	8	105	0.40	5	12
NO0637	NO0637,05			481840	7353800		15	1065	2	784	0.70	19	15
NO0637	NO0637,06			481840	7353800		7	3585	2	350	0.90	26	77
NO0637	NO0637,07			481840	7353800		11	1573	5	393	0.50	15	44

ICP-AES analysis of massive sulphide mineralisations

ID	Sub-ID	Locality	Mapsheet	UTM-X	UTM-Y	Lith. Group	Mo (ppm)	Cu (ppm)	Pb (ppm)	Zn (ppm)	Ag (ppm)	Ni (ppm)	Co (ppm)
NO0637	NO0637,08			481840	7353800		1	69	3	57	0.20	3	8
NO0637	NO0637,09			481810	7353740		5	706	2	428	0.40	106	166
NO0669	NO0669,01	tverrvatnet	storforshei	481500	7348270	mofjell	9	10	5	82	0.10	6	19
NO0669	NO0669,02			481700	7348310		1	86	6	84	0.10	4	15
NO0042	NO0042,01	slagfjellet	storforshei	481900	7607620	mofjell	8	523	287	5503	4.10	26	9
NO0042	NO0042,02			481900	7349360		10	13	231	32	4.50	3	1
NO0042	NO0042,03			481900	7349360		3	459	307	3596	2.90	20	8
NO0042	NO0042,04			481880	7349370		3	948	183	3926	2.40	3	6
NO0042	NO0042,05			481880	7349370		1	305	23	348	0.90	3	7
NO0042	NO0042,06			481880	7349370		4	366	190	638	2.00	13	12
NO0042	NO0042,07			481830	7349390		2	558	211	393	2.30	7	7
NO0042	NO0042,08			481830	7349390		12	3241	178	555	8.10	14	20
NO0042	NO0042,09			481830	7349390		1	844	17	2267	1.80	3	6
NO0042	NO0042,10			481880	7349560		1	69	21	89	0.80	1	5
NO0042	NO0042,11			482250	7349880		4	91	4	14	0.40	36	85
NO0042	NO0042,12			482250	7349880		1	301	11	19	1.00	78	71
NO0042	NO0042,13			482250	7349880		1	190	5	4	0.60	60	35
NO0691	NO0691,01	vekthaugkråa	korgen	453720	7334570		6	74	9	118	0.80	73	25
NO0691	NO0691,02			453720	7334570		14	133	5	21	0.60	27	13
NO0691	NO0691,03			453720	7334570		1	73	10	99	0.20	37	25
NO0691	NO0691,04			453720	7334570		16	63	11	48	0.90	54	14
NO0691	NO0691,05			453720	7334570		33	128	27	222	1.30	140	37
NO0691	NO0691,06			453720	7334570		26	127	16	180	1.20	71	23
NO0691	NO0691,07			453720	7334570		17	91	23	103	0.80	69	25
NO0691	NO0691,08			453720	7334570		1	60	3	112	0.10	6	15
NO0769	NO0769,01	rødfjell øst	storforshei	482220	7352240	mofjell	1	242	40	209	1.00	7	13
NO0769	NO0769,02			482220	7352240		1	46	22	125	0.20	2	7
NO0769	NO0769,03			482220	7352240		1	319	126	476	0.90	5	16
NO0769	NO0769,04			482220	7352240		6	146	3	69	2.10	4	52
NO0769	NO0769,05			482270	7352280		5	54	70	35	4.50	4	58
NO0769	NO0769,06			482270	7352280		5	23	41	295	0.30	4	3
NO0640	NO0640,01	raudsandhaugen	storforshei	481550	7352540	mofjell	3	243	1012	280	11.30	19	23
NO0640	NO0640,02			481440	7352540		6	224	2399	29957	34.90	3	10
NO0640	NO0640,03			481440	7352540		7	73	4633	43946	28.00	1	26

ICP-AES analysis of massive sulphide mineralisations

ID	Sub-ID	Locality	Mapsheet	UTM-X	UTM-Y	Lith. Group	Mo (ppm)	Cu (ppm)	Pb (ppm)	Zn (ppm)	Ag (ppm)	Ni (ppm)	Co (ppm)
NO0640	NO0640,04			481440	7352540		5	25	2590	18768	26.60	4	15
NO0640	NO0640,05			481380	7352560		6	64	99	1064	9.70	5	30
NO0640	NO0640,06			481380	7352560		6	41	69	1393	3.70	4	20
NO0640	NO0640,07			481240	7352530		1	15	78	187	1.00	2	1
NO0640	NO0640,08			481240	7352530		1	88	10	178	0.90	1	9
NO0640	NO0640,09			481170	7352520		8	22	30	81	1.90	4	25
NO0770	NO0770,01	raudsandhaugtje	storforshei	480700	7352680	mofjell	5	1191	179	6159	15.40	3	54
NO0770	NO0770,02			480700	7352680		5	1075	22	11062	7.80	8	78
NO0770	NO0770,03			480330	7352670		2	273	59	267	1.70	20	18
NO0770	NO0770,04			479750	7352580		8	96	10	2109	5.70	2	83
NO0770	NO0770,05			479750	7352580		12	143	2	72	1.30	6	27
NO0770	NO0770,06			480700	7352680		2	837	396	3956	8.00	5	18
NO0770	NO0770,07			480700	7352680		3	3229	2829	28253	58.50	23	37
NO0770	NO0770,08			480700	7352680		1	1980	106	932	6.20	2	11
NO0770	NO0770,09			480700	7352680		1	824	248	750	4.90	4	5
NO0770	NO0770,10			480700	7352680		3	21366	967	27597	25.50	3	44
NO0770	NO0770,11			480700	7352680		2	1353	223	1962	6.70	5	16
NO0646	NO0646,01	bertelberget	storforshei	471400	7350690	mofjell	1	126	3	142	0.40	12	11
NO0646	NO0646,02			471400	7350690		1	74	14	178	0.30	1	5
NO0646	NO0646,03			471400	7350690		1	2057	2	17922	57.50	25	10
NO0652	NO0652,01	anleggshammere	storforshei	468570	7352280	mofjell	2	42	5	26	1.10	3	12
NO0652	NO0652,02			468570	7352280		1	42	2	332	1.00	3	11
NO0652	NO0652,03			467340	7352730		1	1231	144	3543	2.20	100	161
NO0653	NO0653,05			467610	7353460		2	6	5	36	0.60	1	2
NO0653	NO0653,06			467610	7353460		4	5	2	17	0.50	1	1
NO0653	NO0653,07			466940	7353640		9	5	2	33	0.30	1	7
NO0774	NO0774,01	andfiskvatn	mo i rana	462570	7350350	haukness.	9	3340	68263	99999	66.10	30	17
NO0774	NO0774,02			462570	7350350		3	911	742	99999	1.40	10	27
NO0774	NO0774,03			462570	7350350		5	332	42	656	0.10	7	8
NO0774	NO0774,04			462570	7350350		1	101	28	112	0.10	10	13
NO0774	NO0774,05			462730	7350410		2	250	18	281	0.30	5	18
NO0663	NO0663,01	skravlefossen	storforshei	466590	7349620	mofjell	4	1491	19	461	4.50	15	52
NO0663	NO0663,02			466590	7349620		1	769	10	94	2.10	19	47
NO0663	NO0663,03			466590	7349620		1	53	7	171	0.10	3	7

ICP-AES analysis of massive sulphide mineralisations

ID	Sub-ID	Locality	Mapsheet	UTM-X	UTM-Y	Lith. Group	Mo (ppm)	Cu (ppm)	Pb (ppm)	Zn (ppm)	Ag (ppm)	Ni (ppm)	Co (ppm)
NO0663	NO0663,04			466590	7349620		1	242	3	345	0.30	28	28
NO0663	NO0663,05			466610	7349190		1	110	30	14069	1.20	5	36
NO0663	NO0663,06			466610	7349190		2	357	52	144	3.10	2	12
NO0663	NO0663,07			466610	7349190		2	6103	223	20851	6.20	97	60
NO0663	NO0663,08			466610	7349190		1	918	230	9737	1.50	123	22
NO0663	NO0663,09			466610	7349190		1	19301	145	30092	15.90	76	347
NO0663	NO0663,10			466610	7349190		1	631	121	499	2.10	12	20
NO0666	NO0666,01	småvatnan	st. akersvat	469360	7347210	mo fjell	2	333	13	487	0.60	38	44
NO0666	NO0666,02			469360	7347210		1	28	5	230	0.10	81	33
NO0666	NO0666,03			469360	7347210		12	19236	14817	46034	227.00	132	35
NO0666	NO0666,04			469360	7347210		5	6107	2325	5922	82.30	12	7
NO0666	NO0666,05			469360	7347210		40	2450	13970	25293	103.80	71	33
NO0666	NO0666,06			469360	7347210		44	6057	31894	72522	207.20	70	40
NO0666	NO0666,07			469360	7347210		11	1305	8939	11642	77.60	214	70
NO0666	NO0666,08			469360	7347210		34	197	37801	99999	377.00	5	15
NO0666	NO0666,09			469360	7347210		62	121	44508	99999	357.70	9	13
NO0044	NO0044,03	hammertjørna	mo i rana	463800	7351740	mo fjell	3	143	1922	5538	12.50	199	47
NO0044	NO0044,04			463800	7351740		3	126	1572	4404	9.00	143	41
NO0026	NO0026,01	åenget	storforshei	466650	7356970	plurd.	1	175	52	303	0.70	13	8
NO0026	NO0026,02			466650	7356970		1	204	69	220	0.80	21	16
NO0010	NO0010,01	breifonn	storforshei	465390	7353500	mo fjell	3	9	94	237	1.20	4	2
NO0010	NO0010,02			465390	7353500		3	11232	4328	96736	9.30	77	20
NO0010	NO0010,03			465390	7353500		5	3695	16839	62525	25.70	94	24
NO0010	NO0010,04			455680	7353500		3	8221	386	99999	3.50	61	22
NO0010	NO0010,05			455680	7353500		5	32969	21619	99999	51.80	63	24
NO0667	NO0667,01	stangfjellet	storforshei	475670	7348200	mo fjell	1	1213	1605	11636	2.50	9	25
NO0667	NO0667,02			475630	7348170		1	167	184	1136	0.80	8	29
NO0667	NO0667,03			475200	7348200		3	4958	1361	9354	9.20	32	15
NO0667	NO0667,04			475200	7348200		3	2544	397	11127	3.90	38	27
NO0037	NO0037,01	fisktjern	st. akersvat	479520	7343150	plurd.	14	216	91	562	1.00	106	26
NO0037	NO0037,02			479520	7343150		1	123	11	164	0.20	10	16
NO0034	NO0034,01	??	??	444020	7343420		1	88	10	169	0.40	50	16

ICP-AES analysis of massive sulphide mineralisations

ID	Sub-ID	Locality	Mapsheet	UTM-X	UTM-Y	Lith. Group	Mo (ppm)	Cu (ppm)	Pb (ppm)	Zn (ppm)	Ag (ppm)	Ni (ppm)	Co (ppm)
NO0034	NO0034,02			444020	7343420		2	53	11	161	0.40	57	16
NO0665	NO0665,01	fagermo 1	korgen	458760	7345810	mofjell	3	760	79	58731	3.40	6	15
NO0665	NO0665,02			458760	7345810		4	45	108	99999	1.40	1	17
NO0665	NO0665,03			458760	7345810		7	79	290	99999	2.90	1	20
NO0665	NO0665,04			458760	7345810		3	7	5745	15568	11.60	1	1
NO0665	NO0665,05			458760	7345880		6	148	15	703	0.40	6	8
NO0664	NO0664,01	fagermo 2	korgen	458750	7345610	mofjell	6	70	80	433	0.80	21	10
NO0664	NO0664,02			458750	7345610		157	182	17	896	1.00	239	15
NO0664	NO0664,03			458870	7345530		7	347	7	418	1.50	182	36
NO0664	NO0664,04			458870	7345530		45	118	3	208	0.60	138	12
NO0664	NO0664,05			458970	7345340		17	357	15	103	0.90	208	41
NO0771	NO0771,01	skarbekken	mo i rana	463990	7352850	mofjell	1	12048	22	279	10.40	2	216
NO0771	NO0771,02			463990	7352850		3	10457	77	414	9.80	1	150
NO0771	NO0771,03			463990	7352850		1	462	69	1984	1.20	1	5
NO0771	NO0771,04			463990	7352850		1	274	29	116	0.60	2	3
NO0654	NO0654,01	hammeren	mo i rana	464520	7354000	mofjell	26	8694	1535	23993	16.80	21	21
NO0654	NO0654,02			464520	7354000		22	10762	11190	20161	71.80	23	16
NO0654	NO0654,03			464310	7354010		17	9422	12226	27416	56.10	18	14
NO0654	NO0654,04			464470	7354070		5	280	225	501	1.40	1	3
NO0654	NO0654,05			464470	7354070		4	566	463	665	2.50	1	3
NO0690	NO0690,01	skjenmyra	korgen	447350	7340700	pludal.	12	9584	169	20423	2.80	119	62
NO0690	NO0690,02			447350	7340700		13	8475	146	30411	2.20	123	66
NO0687	NO0687,01	rosta fjellet	korgen	448950	7341980	mofjell	1	106	42	346	0.10	1	1
NO0687	NO0687,02			448950	7341980		86	130	179	162	1.90	2	1
NO0687	NO0687,03			448950	7341980		8	165	48092	99999	26.20	7	8
NO0687	NO0687,04			448950	7341980		20	2585	2965	15564	4.10	140	17
NO0687	NO0687,05			448950	7341980		11	48	12956	55686	17.90	1	2
NO0687	NO0687,06			448950	7341980		7	265	46208	99999	17.30	19	26
NO0687	NO0687,07			448990	7341980		19	23569	5091	99999	35.00	48	20
NO0687	NO0687,08			448890	7341650		3	25	262	2439	0.60	1	3
NO0688	NO0688,01	trolian	korgen	448930	7341260	mofjell	34	2077	2143	99999	6.00	2	7
NO0688	NO0688,02			448910	7341270		1	357	464	5402	4.80	1	2

ICP-AES analysis of massive sulphide mineralisations

ID	Sub-ID	Locality	Mapsheet	UTM-X	UTM-Y	Lith. Group	Mo (ppm)	Cu (ppm)	Pb (ppm)	Zn (ppm)	Ag (ppm)	Ni (ppm)	Co (ppm)
NO0688	NO0688,03			448900	7341280		9	6654	511	3837	10.10	15	84
NO0688	NO0688,04			448900	7341280		21	857	32596	31927	360.50	4	3
NO0688	NO0688,05			448950	7341240		15	273	1096	15620	5.50	6	2
NO0688	NO0688,06			449000	7341180		11	26	401	277	1.60	23	5
NO0688	NO0688,07			449080	7341010		12	57	30	166	0.10	12	43
NO0688	NO0688,08			449080	7341010		4	8	43	134	0.10	3	3
NO0688	NO0688,09			449270	7340940		23	643	156	99999	5.80	4	4
NO0688	NO0688,10			449270	7340940		9	2196	1891	1623	16.50	4	1
NO0689	NO0689,01	kirkerøstene	korgen	451240	7340380	mofjell	1	188	443	3541	0.10	7	1
NO0689	NO0689,02			451240	7340380		4	493	157	99	0.70	3	3
NO0689	NO0689,03			451240	7340380		24	7148	10838	44266	11.40	39	16
NO0689	NO0689,04			451240	7340380		42	2445	17113	94977	15.10	54	38
NO0689	NO0689,05			451200	7340380		8	37	80	162	0.10	27	18
NO0689	NO0689,06			451120	7340410		60	39476	37992	99999	41.00	84	64
NO0689	NO0689,07			451120	7340410		63	47960	46311	99999	35.30	95	69
NO0689	NO0689,08			451090	7340410		120	4039	35493	94656	16.00	205	115
NO0689	NO0689,09			451160	7340360		51	3325	657	16241	1.70	65	10
NO0768	NO0768,01	hellerfjellet	st. akersvat	476760	7343140	mofjell	27	895	3183	1920	52.10	6	3
NO0768	NO0768,02			476760	7343140		134	1992	33022	99999	437.00	1	10
NO0768	NO0768,03			476760	7343140		14	1780	10846	99999	54.20	8	7
NO0768	NO0768,04			476710	7343180		33	41803	41635	99999	229.70	84	49
NO0768	NO0768,05			476710	7343180		36	2172	32667	99999	372.80	98	60
NO0768	NO0768,06			476710	7343180		31	9531	53350	99999	284.20	153	77
NO0768	NO0768,07			476710	7343180		47	22204	62398	99999	208.80	194	95
NO0768	NO0768,08			476710	7343180		40	41793	62129	99999	258.20	97	48
NO0768	NO0768,09			476710	7343200		17	50493	14971	99999	157.80	247	86
NO0768	NO0768,10			476710	7343200		21	1469	41837	99999	167.70	20	12
NO0646	NO0646,04	bertelberget	storforshei	471400	7350690	mofjell	1	762	1083	2082	19.00	6	8
NO0646	NO0646,05			471400	7350690		1	5887	239	19558	20.50	5	7
NO0646	NO0646,06			471400	7350690		1	449	1030	443	48.70	3	3
NO0650	NO0650,01	breisnølien	storforshei	468020	7351850	mofjell	4	4294	301	5909	8.40	13	10
NO0650	NO0650,02			468020	7351850		8	719	66	27765	3.10	119	3
NO0650	NO0650,03			468020	7351850		4	2307	1040	15214	16.60	37	13
NO0725	NO0725,01	heramb gruve	storforshei	469960	7350690	mofjell	4	3867	732	2726	57.80	4	14

ICP-AES analysis of massive sulphide mineralisations

ID	Sub-ID	Locality	Mapsheet	UTM-X	UTM-Y	Lith. Group	Mo (ppm)	Cu (ppm)	Pb (ppm)	Zn (ppm)	Ag (ppm)	Ni (ppm)	Co (ppm)
NO0725	NO0725,02			469960	7350690		1	99999	42	21830	186.90	6	17
NO0725	NO0725,03			469960	7350690		1	1292	148	2879	8.50	3	2
NO0725	NO0725,04			469960	7350690		3	4043	27	36019	6.10	8	128
NO0725	NO0725,05			469960	7350690		1	304	56	469	1.00	2	5
NO0725	NO0725,06			469960	7350690		2	79880	31	34096	65.60	5	222
NO0725	NO0725,07			469960	7350690		1	1220	421	1268	9.60	2	3
NO0660	NO0660,01	hauknestind	mo i rana	458790	7350090	hauknes.	1	424	168	653	1.30	80	14
NO0660	NO0660,02			458790	7350090		2	527	960	2791	3.20	11	5
NO0660	NO0660,03			458790	7350090		22	215	20	442	1.40	99	20
NO0660	NO0660,04			458790	7350090		26	199	23	580	1.80	124	29
NO0660	NO0660,05			458790	7350090		1	87	889	2729	2.40	17	9
NO0660	NO0660,06			458790	7350090		3	394	12505	27356	26.30	11	6
NO0640	NO0640,10	raudsandhaugen	storforshei	481440	7352540	mofjell	3	1119	124	742	3.50	7	29
NO0640	NO0640,11			481440	7352540		5	714	250	797	2.10	4	29
NO0717.01		kongsfjelllet	røssvatnet	450750	7308095	kongsf.	4	2603	119	320	0.4	205	152
NO0717.02				450720	7308080		1	39290	95	152	5.3	28	75
NO0717.03				450720	7308080		3	5644	80	411	0.1	207	365
NO0717.04				450720	7308080		1	1762	124	131	0.4	18	25
NO0717.05				450720	7308080		1	15957	41	382	2.9	35	54
NO0717.06				450680	7308130		20	7408	1811	5617	1.7	39	31
NO0717.07				450580	7308175		26	14901	142	806	1.6	114	185
NO0717.08				450580	7308175		19	12066	347	5263	2.4	117	190
NO0717.09				450580	7308175		1	63	14	70	0.1	38	25
NO0717.10				450455	7308180		14	9946	159	2328	1.4	111	188
NO0717.11				450145	7308460		57	5178	11459	16773	21.4	15	12
NO0717.12				449950	7308460		40	2599	442	331	1.1	73	19
NO0717.13				451105	7308190		70	329	8913	17345	11.4	46	18
NO0717.14				451285	7308260		62	4752	14281	47693	32.8	71	44
NO0717.15				451300	7308285		34	10732	5859	9641	12.2	13	9
NO0717.16				451445	7308530		25	842	17794	99999	80.6	183	110
NO0717.17				451475	7308505		84	12524	15009	35508	45	16	18
NO0717.18				451700	7309020		16	237	484	803	2	76	23
NO0796.01		kongsfjelllet	røssvatnet	450680	7309215	kongsf.	70	11748	11517	44730	34	87	46
NO0796.02				450680	7309215		27	1198	1015	1899	2.2	54	17
NO0796.03				450400	7309320		26	2908	3894	8039	8.1	25	15

ICP-AES analysis of massive sulphide mineralisations

ID	Sub-ID	Locality	Mapsheet	UTM-X	UTM-Y	Lith. Group	Mo (ppm)	Cu (ppm)	Pb (ppm)	Zn (ppm)	Ag (ppm)	Ni (ppm)	Co (ppm)
NO0797.01		durmålstjønnna	røssvatnet	451190	7309695	kongsf	79	3811	7981	22187	8.7	15	12
NO0798.01		gjetardalstinna	røssvatnet	451610	7310550	kongsf.	28	17380	13223	2099	74	18	17
NO0798.02				451610	7310550		8	9562	4791	620	28.4	17	11
NO0798.03				451900	7310000		7	17796	59	499	3.8	46	40

ICP-AES analysis of massive sulphide mineralisations

ID	Sub-ID	n (ppm)	As (ppm)	U (ppm)	Th (ppm)	Sr (ppm)	Cd (ppm)	Sb (ppm)	Bi (ppm)	V (ppm)	La (ppm)	Cr (ppm)	Ba (ppm)	B (ppm)
NO0675	NO0675,01	308	17	5	1	10	8.40	2	8	9	2	9	7	2
NO0675	NO0675,02	265	7	5	2	10	0.90	2	2	41	15	36	9	2
NO0675	NO0675,03	365	5	5	1	2	17.00	2	152	2	2	4	6	2
NO0675	NO0675,04	769	2	5	1	23	18.30	2	2	1	2	3	15	2
NO0022	NO0022,01	1527	13	6	8	233	478.40	7	15	3	12	5	4	22
NO0022	NO0022,02	1087	10	5	1	63	4.50	2	4	1	2	3	5	2
NO0622	NO0622,01	1141	3	5	2	49	10.30	2	3	1	4	1	36	2
NO0622	NO0622,02	1673	6	5	2	75	0.40	2	2	3	7	3	44	2
NO0622	NO0622,03	157	2	9	8	3	0.90	2	2	2	57	1	145	2
NO0024	NO0024,01	2357	15	6	3	141	0.30	2	25	1	7	3	15	2
NO0024	NO0024,02	354	2	5	1	10	0.20	2	15	1	2	2	4	2
NO0024	NO0024,03	1893	3	5	1	161	0.20	2	12	1	2	2	47	2
NO0624	NO0624,01	2891	6	5	1	107	3.20	2	84	1	4	1	78	2
NO0624	NO0624,02	2244	15	5	1	85	2.60	2	16	1	3	2	22	2
NO0624	NO0624,03	1922	376	5	1	52	0.20	2	46	1	3	3	16	2
NO0624	NO0624,04	2618	4	5	1	82	0.90	2	3	2	2	2	18	2
NO0672	NO0672,01	545	5	5	1	9	0.20	2	63	1	3	3	12	2
NO0672	NO0672,02	2662	7	5	1	366	17.60	2	2	3	3	1	99	2
NO0606	NO0606,01	1613	2	5	5	8	702.70	29	8	3	4	3	10	50
NO0606	NO0606,02	2957	49	5	6	32	1588.00	38	401	4	5	2	5	44
NO0606	NO0606,03	2304	81	5	1	77	7.60	32	26	2	3	1	4	2
NO0662	NO0662,01	517	2	5	7	26	30.10	2	65	17	23	36	117	2
NO0662	NO0662,02	1186	5	5	5	18	1069.30	9	11	4	6	7	7	22
NO0662	NO0662,03	1188	2	5	7	12	26.50	2	4	6	23	12	3	2
NO0662	NO0662,04	523	2	5	4	11	9.30	2	12	1	9	9	1	4
NO0662	NO0662,05	983	2	5	5	52	48.70	2	2	3	14	8	1	2
NO0662	NO0662,06	51	3	5	5	25	4.50	2	37	2	11	3	5	2
NO0767	NO0767,01	112	29	5	1	2	0.20	2	2	1	2	4	9	4
NO0767	NO0767,02	375	9	5	1	5	165.70	7	6	17	2	10	17	14
NO0767	NO0767,03	218	32	5	2	3	11.50	2	2	5	5	5	5	2
NO0767	NO0767,04	95	11	5	7	3	13.90	2	2	1	20	5	9	2

ICP-AES analysis of massive sulphide mineralisations

ID	Sub-ID	n (ppm)	As (ppm)	U (ppm)	Th (ppm)	Sr (ppm)	Cd (ppm)	Sb (ppm)	Bi (ppm)	V (ppm)	La (ppm)	Cr (ppm)	Ba (ppm)	B (ppm)
NO0767	NO0767,05	646	35	5	4	11	262.70	17	7	11	9	5	13	40
NO0767	NO0767,06	241	9	5	1	4	103.70	2	2	1	25	2	10	2
NO0684	NO0684,01	43	14	5	1	32	4.90	2	5	1	2	1	97	2
NO0684	NO0684,02	289	2	5	1	2	0.20	2	3	1	4	4	41	2
NO0684	NO0684,03	178	2	5	1	3	0.20	2	3	1	2	3	21	2
NO0684	NO0684,04	231	3	5	1	3	19.90	2	2	2	2	4	6	2
NO0684	NO0684,05	35	2	5	1	1	0.60	2	2	1	2	3	28	3
NO0773	NO0773,01	748	48	5	3	8	358.80	27	18	5	4	1	60	30
NO0773	NO0773,02	891	76	5	3	8	366.70	28	21	5	4	2	52	30
NO0773	NO0773,03	860	102	7	3	8	460.70	33	22	6	4	2	44	37
NO0773	NO0773,04	402	15	5	2	4	213.20	3	6	21	5	3	23	6
NO0773	NO0773,05	749	25	5	1	2	40.70	2	2	2	2	1	36	2
NO0773	NO0773,06	207	14	5	1	1	11.90	2	2	1	2	2	2	2
NO0044	NO0044,01	113	5	5	1	14	26.40	3	15	1	2	2	26	2
NO0044	NO0044,02	256	10	5	1	5	107.00	2	6	6	2	3	29	2
NO0626	NO0626,01	115	2	5	4	20	3.10	2	21	2	3	4	186	3
NO0626	NO0626,02	613	4031	5	3	8	212.30	4	26	3	2	12	21	4
NO0626	NO0626,03	796	761	5	7	8	697.70	15	57	7	5	13	19	33
NO0626	NO0626,04	782	175	5	4	5	125.80	2	61	4	4	10	22	2
NO0628	NO0628,01	1958	19	5	3	168	14.20	2	12	1	8	3	35	2
NO0628	NO0628,02	2635	6	5	1	199	5.70	2	15	1	4	4	9	2
NO0629	NO0629,01	496	96	5	6	9	345.00	250	555	3	3	2	1	41
NO0629	NO0629,02	1051	154	7	10	24	987.00	195	692	5	3	2	3	94
NO0629	NO0629,03	693	205	14	10	3	907.90	364	265	6	4	1	2	109
NO0629	NO0629,04	3164	173	29	12	103	617.70	155	475	6	5	9	11	115
NO0608	NO0608,01	203	2	5	7	56	276.50	253	16	20	9	22	14	30
NO0608	NO0608,02	755	31	5	2	22	108.40	17	20	2	3	6	10	8
NO0608	NO0608,03	1173	10	5	3	45	30.70	4	14	6	16	11	15	2
NO0608	NO0608,04	357	62	5	8	47	190.80	117	20	4	15	8	17	32
NO0608	NO0608,05	84	2	5	5	42	161.80	257	11	1	28	4	9	6
NO0608	NO0608,06	2941	11	13	11	339	729.50	310	23	6	16	13	25	50
NO0608	NO0608,07	2574	176	36	17	219	3199.20	2	49	3	7	4	18	90

ICP-AES analysis of massive sulphide mineralisations

ID	Sub-ID	n (ppm)	As (ppm)	U (ppm)	Th (ppm)	Sr (ppm)	Cd (ppm)	Sb (ppm)	Bi (ppm)	V (ppm)	La (ppm)	Cr (ppm)	Ba (ppm)	B (ppm)
NO0608	NO0608,08	76	2	5	2	21	11.20	8	2	1	2	3	23	2
NO0608	NO0608,09	475	9	5	11	15	434.30	104	16	3	17	1	20	35
NO0608	NO0608,10	99	26	5	2	8	1.40	2	12	2	16	3	9	2
NO0630	NO0630,01	770	46	5	1	69	4.20	2	46	1	2	4	8	2
NO0630	NO0630,02	806	66	5	2	29	0.20	2	2	2	5	19	13	2
NO0630	NO0630,03	809	2	5	1	74	0.20	2	79	1	2	6	4	2
NO0630	NO0630,04	113	5	5	1	951	0.20	2	2	1	2	3	3	2
NO0630	NO0630,05	620	48	5	1	80	0.20	3	52	1	3	4	3	4
NO0630	NO0630,06	1574	8	5	2	182	0.20	2	39	1	6	4	7	2
NO0630	NO0630,07	1703	2	5	1	82	15.40	2	9	1	2	3	15	3
NO0630	NO0630,08	2038	71	5	7	91	1.20	2	18	69	20	32	191	2
NO0630	NO0630,09	1861	22	5	1	12	5.20	2	236	1	2	7	5	2
NO0630	NO0630,10	794	5	5	3	28	0.80	2	21	3	9	5	25	3
NO0053	NO0053,01	775	2	5	1	22	1.00	2	70	1	2	9	15	3
NO0053	NO0053,02	435	6	5	1	12	0.20	2	13	1	2	7	3	4
NO0053	NO0053,03	858	2	5	1	62	11.30	2	2	1	2	6	9	2
NO0053	NO0053,04	2074	2	5	5	139	4.70	2	24	6	14	7	13	2
NO0053	NO0053,05	1344	2	5	1	51	0.20	2	79	1	2	7	8	4
NO0053	NO0053,06	1275	5	5	1	27	1.60	2	22	1	2	3	2	2
NO0702	NO0702,01	850	2	5	3	375	77.20	2	240	1	15	3	1	5
NO0702	NO0702,02	1501	2	5	8	57	221.70	11	43	2	11	7	1	33
NO0702	NO0702,03	1139	4	5	1	17	61.60	3	93	1	2	4	1	3
NO0702	NO0702,04	1382	2	5	1	108	19.70	3	115	2	2	6	1	3
NO0702	NO0702,05	1658	2	5	7	29	384.60	15	36	15	14	13	1	38
NO0702	NO0702,06	857	2	5	1	64	6.60	2	14	1	3	13	1	2
NO0632	NO0632,01	1152	12	5	9	7	2.50	2	2	19	8	25	23	2
NO0632	NO0632,02	760	47	5	3	3	0.30	2	6	6	7	9	5	2
NO0632	NO0632,03	965	192	5	1	7	2.20	2	113	2	2	7	6	2
NO0632	NO0632,04	979	2	5	3	5	0.20	2	74	11	8	11	49	4
NO0632	NO0632,05	1345	112	5	6	4	0.20	2	34	10	17	15	8	2
NO0632	NO0632,06	235	46	5	1	2	0.20	2	4	3	2	11	3	2
NO0632	NO0632,07	606	54	5	3	3	0.20	2	16	6	2	15	8	4
NO0632	NO0632,08	1449	170	5	9	5	106.00	26	828	7	9	12	5	46
NO0632	NO0632,09	1064	19	5	4	4	1.80	2	126	16	9	20	6	2
NO0632	NO0632,10	452	36	5	1	10	0.20	2	139	18	2	22	6	4

ICP-AES analysis of massive sulphide mineralisations

ID	Sub-ID	n (ppm)	As (ppm)	U (ppm)	Th (ppm)	Sr (ppm)	Cd (ppm)	Sb (ppm)	Bi (ppm)	V (ppm)	La (ppm)	Cr (ppm)	Ba (ppm)	B (ppm)
NO0632	NO0632,11	255	30	5	1	9	0.20	2	369	6	2	18	5	2
NO0632	NO0632,12	1028	14	5	8	147	0.30	2	5	28	17	30	77	2
NO0632	NO0632,13	1875	41	5	1	29	50.20	2	362	4	2	8	9	4
NO0633	NO0633,01	3977	531	5	8	14	268.90	274	33	2	3	5	3	59
NO0633	NO0633,02	3000	547	5	7	8	224.30	99	158	1	3	4	4	54
NO0633	NO0633,03	4058	582	5	8	9	341.00	120	200	2	3	4	2	66
NO0633	NO0633,04	2797	6610	5	1	61	39.60	2566	802	2	2	1	3	2
NO0234	NO0234,01	991	16	5	4	33	49.90	26	4	2	4	5	37	20
NO0234	NO0234,02	821	179	5	1	35	39.60	102	22	1	2	2	64	7
NO0234	NO0234,03	2782	15	5	1	174	27.90	14	2	1	3	3	26	2
NO0234	NO0234,04	2064	6	5	7	94	158.40	22	4	1	3	2	24	26
NO0600	NO0600,01	3436	9	5	6	174	73.50	10	35	3	2	6	26	17
NO0600	NO0600,02	6479	4	5	1	120	39.80	2	2	6	2	5	16	2
NO0600	NO0600,03	5305	15	5	7	210	103.20	10	82	4	3	7	14	24
NO0600	NO0600,04	4256	7	5	9	347	276.10	12	7	3	5	6	20	38
NO0600	NO0600,05	624	7	5	1	554	4.20	2	3	1	2	1	262	2
NO0600	NO0600,06	5079	2	5	1	55	39.80	9	2	6	2	12	24	2
NO0600	NO0600,07	2446	10	5	10	276	146.90	31	8	2	3	5	24	30
NO0601	NO0601,01	2915	2	5	1	115	34.30	7	2	3	2	10	20	3
NO0601	NO0601,02	772	5	5	6	41	145.90	10	6	1	2	2	21	31
NO0233	NO0233,01	205	15	5	7	8	1301.80	70	606	1	2	8	4	37
NO0233	NO0233,02	537	2	7	12	40	1835.30	18	334	2	4	6	4	50
NO0233	NO0233,03	129	2	8	12	4	604.00	31	380	2	3	5	23	47
NO0696	NO0696,01	261	3	5	1	822	21.30	2	5	1	3	6	73	2
NO0696	NO0696,02	86	2	5	1	514	6.40	2	4	91	2	33	66	2
NO0696	NO0696,03	116	2	5	1	730	5.00	2	2	7	3	4	25	2
NO0696	NO0696,04	376	114	5	1	88	7.40	2	2	2	5	6	9	2
NO0696	NO0696,05	345	2	5	2	67	7.80	2	2	3	9	6	25	2
NO0696	NO0696,06	293	123	5	4	315	1.60	2	2	8	6	12	19	2
NO0035	NO0035,01	1515	123	5	4	58	403.60	24	67	4	5	6	41	27
NO0035	NO0035,02	1094	15	5	1	126	135.30	2	28	6	2	8	23	2
NO0035	NO0035,03	2010	206	5	5	119	105.50	2	117	8	14	21	31	3

ICP-AES analysis of massive sulphide mineralisations

ID	Sub-ID	n (ppm)	As (ppm)	U (ppm)	Th (ppm)	Sr (ppm)	Cd (ppm)	Sb (ppm)	Bi (ppm)	V (ppm)	La (ppm)	Cr (ppm)	Ba (ppm)	B (ppm)
NO0035	NO0035,04	1296	128	5	5	26	927.20	23	89	3	4	8	11	42
NO0036	NO0036,01	396	12	5	6	9	5.40	2	7	113	8	23	9	2
NO0036	NO0036,02	1824	14	5	3	20	1.10	2	2	26	22	19	9	2
NO0036	NO0036,03	1860	13	5	4	21	0.20	2	3	20	21	22	10	2
NO0036	NO0036,04	3852	25	5	2	89	50.80	2	3	7	13	4	27	2
NO0620	NO0620,01	6425	3	5	1	96	54.20	9	6	1	2	1	9	4
NO0620	NO0620,02	4637	26	5	1	78	50.90	73	5	2	2	1	6	2
NO0659	NO0659,01	3011	70	5	1	13	5.50	6	83	6	3	10	7	5
NO0659	NO0659,02	1303	34	5	2	9	0.20	2	23	19	8	25	8	3
NO0685	NO0685,01	507	3	5	1	18	5.30	2	5	1	3	5	30	2
NO0685	NO0685,02	337	26	5	5	8	434.10	22	76	10	3	6	10	29
NO0685	NO0685,03	486	8	5	4	7	250.60	27	85	24	4	6	17	27
NO0685	NO0685,04	636	2	5	4	5	386.00	19	18	30	4	7	17	42
NO0685	NO0685,05	250	2	5	8	6	2.40	2	2	12	17	3	67	2
NO0685	NO0685,06	374	9	5	5	7	439.60	12	25	16	5	6	20	23
NO0685	NO0685,07	1010	19	5	6	7	887.70	49	47	9	12	3	28	37
NO0685	NO0685,08	1358	35	8	6	40	541.30	40	94	22	6	5	59	51
NO0685	NO0685,09	376	11	5	2	13	35.90	4	17	5	13	5	26	2
NO0685	NO0685,10	249	56	5	2	13	320.00	16	77	3	3	2	11	15
NO0685	NO0685,11	459	20	7	5	22	927.90	89	740	5	5	2	25	34
NO0685	NO0685,12	500	12	5	1	8	132.20	3	20	25	2	5	35	6
NO0653	NO0653,01	150	7	5	4	1	6.00	2	6	1	2	4	69	2
NO0653	NO0653,02	38	9	5	1	3	26.40	3	18	1	2	9	100	2
NO0653	NO0653,03	340	52	5	1	1	92.10	6	22	6	2	1	7	5
NO0653	NO0653,04	74	81	5	1	1	0.20	2	3	1	2	3	17	2
NO0648	NO0648,01	187	70	5	1	1	0.20	2	6	1	2	7	6	4
NO0648	NO0648,02	393	33	5	1	1	0.20	2	2	6	2	8	11	4
NO0648	NO0648,03	350	3	5	1	10	0.20	2	2	134	18	19	47	2
NO0648	NO0648,04	222	3	5	2	7	0.20	2	2	180	2	23	34	2
NO0648	NO0648,05	201	2	5	5	7	44.30	2	4	56	4	17	13	2
NO0644	NO0644,01	337	8	5	1	7	0.70	2	2	34	2	29	47	2
NO0644	NO0644,02	292	19	5	1	1	165.20	5	5	5	2	1	1	19

ICP-AES analysis of massive sulphide mineralisations

ID	Sub-ID	n (ppm)	As (ppm)	U (ppm)	Th (ppm)	Sr (ppm)	Cd (ppm)	Sb (ppm)	Bi (ppm)	V (ppm)	La (ppm)	Cr (ppm)	Ba (ppm)	B (ppm)
NO0644	NO0644,03	342	22	5	1	1	119.60	7	39	4	2	4	2	4
NO0644	NO0644,04	218	38	5	1	1	0.90	2	3	1	2	2	3	7
NO0644	NO0644,05	172	65	5	1	1	0.20	2	4	1	2	2	2	2
NO0644	NO0644,06	492	24	5	1	1	0.20	2	4	22	2	8	12	6
NO0644	NO0644,07	403	2	5	1	1	0.20	2	7	27	2	9	22	4
NO0644	NO0644,08	50	3	5	4	1	1.80	2	2	5	5	3	41	2
NO0644	NO0644,09	799	2	5	4	1	26.30	2	12	4	5	7	8	10
NO0644	NO0644,10	859	2	5	2	1	0.20	2	2	5	4	7	42	2
NO0644	NO0644,11	500	2	5	1	2	0.20	2	2	55	2	7	4	2
NO0089	NO0089,01	203	2	5	2	1	0.30	2	2	33	4	18	91	2
NO0089	NO0089,02	194	53	5	1	1	1.10	2	4	1	2	3	1	3
NO0089	NO0089,03	201	2	5	3	2	0.40	2	2	14	7	2	137	3
NO0089	NO0089,04	175	63	5	1	1	0.20	2	2	1	2	3	1	5
NO0089	NO0089,05	208	56	5	1	1	0.20	2	2	1	2	2	1	7
NO0089	NO0089,06	166	74	5	1	1	32.30	2	5	3	2	1	1	7
NO0089	NO0089,07	983	7	5	7	6	0.20	2	2	43	8	34	1	2
NO0089	NO0089,08	305	2	5	1	2	0.20	2	2	92	2	17	24	2
NO0089	NO0089,09	203	17	5	1	1	2.70	2	49	1	2	1	1	2
NO0089	NO0089,10	132	10	5	1	1	34.40	3	131	1	2	1	3	10
NO0089	NO0089,11	216	2	5	1	1	0.40	2	2	7	2	5	48	4
NO0089	NO0089,12	538	2	5	4	1	0.30	2	3	73	3	35	32	6
NO0089	NO0089,13	353	2	5	2	2	0.20	2	2	74	2	9	36	2
NO0089	NO0089,14	231	2	5	4	6	0.20	2	2	52	7	9	365	2
NO0605	NO0605,01	53	53	5	1	1	0.20	2	3	8	2	3	8	4
NO0605	NO0605,02	176	35	5	1	1	0.20	2	5	35	2	16	3	7
NO0605	NO0605,03	272	100	5	2	1	0.70	10	2	8	3	6	4	13
NO0605	NO0605,04	98	30	5	1	2	0.20	2	3	12	2	5	14	4
NO0605	NO0605,05	132	43	5	1	1	0.20	2	3	4	2	2	3	7
NO0605	NO0605,06	235	2	5	1	2	0.20	2	2	87	2	15	111	6
NO0635	NO0635,01	46	2	5	1	11	0.20	2	2	12	2	6	9	3
NO0635	NO0635,02	514	5	5	1	1	0.20	2	4	101	2	9	34	2
NO0635	NO0635,03	251	18	5	1	1	0.20	4	6	10	2	4	3	4
NO0635	NO0635,04	107	142	5	1	1	0.20	2	3	3	2	2	1	4
NO0635	NO0635,05	263	11	5	1	1	45.40	2	19	4	2	2	2	3
NO0635	NO0635,06	315	10	5	1	2	57.80	7	4	3	2	1	2	7
NO0635	NO0635,07	369	11	5	1	2	8.30	2	8	22	2	9	8	7

ICP-AES analysis of massive sulphide mineralisations

ID	Sub-ID	n (ppm)	As (ppm)	U (ppm)	Th (ppm)	Sr (ppm)	Cd (ppm)	Sb (ppm)	Bi (ppm)	V (ppm)	La (ppm)	Cr (ppm)	Ba (ppm)	B (ppm)
NO0635	NO0635,08	116	2	5	1	1	0.80	2	2	15	2	11	15	2
NO0635	NO0635,09	188	24	5	1	2	103.60	2	19	16	2	5	3	2
NO0635	NO0635,10	182	26	5	1	1	131.20	6	11	3	2	1	2	13
NO0635	NO0635,11	225	30	5	1	1	5.30	2	2	19	2	7	7	3
NO0635	NO0635,12	156	6	5	1	17	4.00	2	2	132	6	19	15	2
NO0635	NO0635,13	250	123	5	1	1	0.20	3	2	36	3	10	6	6
NO0635	NO0635,14	216	255	5	1	1	0.20	2	4	15	2	6	3	2
NO0772	NO0772,01	132	31	5	1	1	0.50	2	2	20	4	7	22	2
NO0772	NO0772,02	124	2653	5	5	2	43.80	510	27	3	4	4	15	3
NO0772	NO0772,03	86	2781	5	5	2	22.30	491	38	3	3	9	16	2
NO0772	NO0772,04	71	57	5	6	1	66.40	9	6	1	4	4	29	2
NO0772	NO0772,05	76	269	5	1	1	0.20	6	3	1	2	2	3	2
NO0772	NO0772,06	450	145	9	6	1	208.00	20	15	1	2	5	6	35
NO0772	NO0772,07	272	73	5	1	4	14.00	13	2	43	2	13	24	2
NO0772	NO0772,08	426	276	5	5	1	183.70	20	7	2	2	1	3	35
NO0645	NO0645,01	164	245	5	1	1	26.20	2	2	1	2	3	3	2
NO0645	NO0645,02	339	241	5	1	1	40.00	2	3	2	2	4	3	2
NO0645	NO0645,03	274	303	5	1	1	20.60	2	2	2	2	5	3	2
NO0645	NO0645,04	355	320	5	1	1	16.20	3	2	3	2	3	7	9
NO0645	NO0645,05	208	286	5	1	1	8.60	2	2	1	2	2	11	9
NO0645	NO0645,06	32	11	5	23	4	0.70	2	2	1	11	1	137	2
NO0645	NO0645,07	242	335	5	1	1	0.20	2	2	1	2	3	5	10
NO0645	NO0645,08	180	10	5	1	1	0.20	2	2	1	2	2	4	12
NO0643	NO0643,01	254	16	5	1	2	8.90	2	2	52	2	16	2	2
NO0643	NO0643,02	253	75	5	1	1	50.10	2	2	23	2	3	14	8
NO0643	NO0643,03	616	69	5	2	1	148.30	15	20	22	2	3	5	44
NO0643	NO0643,04	561	41	5	2	1	154.30	16	22	27	2	8	5	47
NO0642	NO0642,01	287	91	5	1	1	0.20	2	15	21	2	8	7	11
NO0637	NO0637,01	362	335	5	1	1	0.20	6	2	35	2	6	4	11
NO0637	NO0637,02	414	353	5	1	1	0.20	4	2	27	2	5	3	12
NO0637	NO0637,03	436	458	5	1	1	0.20	2	2	25	2	4	5	9
NO0637	NO0637,04	285	16	5	5	3	0.20	2	2	26	2	8	43	2
NO0637	NO0637,05	603	11	5	2	2	0.40	2	5	67	2	59	4	13
NO0637	NO0637,06	460	2	5	2	2	5.90	2	5	5	2	8	3	10
NO0637	NO0637,07	504	2	5	2	1	6.70	2	2	6	2	7	3	10

ICP-AES analysis of massive sulphide mineralisations

ID	Sub-ID	n (ppm)	As (ppm)	U (ppm)	Th (ppm)	Sr (ppm)	Cd (ppm)	Sb (ppm)	Bi (ppm)	V (ppm)	La (ppm)	Cr (ppm)	Ba (ppm)	B (ppm)
NO0637	NO0637,08	190	2	5	1	3	0.20	2	2	4	2	6	142	2
NO0637	NO0637,09	432	12	5	4	2	0.20	2	2	46	5	338	10	8
NO0669	NO0669,01	294	2	5	3	2	0.20	2	2	58	2	14	27	3
NO0669	NO0669,02	176	5	5	6	2	0.20	2	2	25	2	18	47	2
NO0042	NO0042,01	545	38	5	3	1	11.40	2	2	10	2	9	15	2
NO0042	NO0042,02	183	5	5	1	2	0.20	2	2	22	2	20	32	4
NO0042	NO0042,03	371	16	5	3	2	16.40	2	2	5	2	8	19	2
NO0042	NO0042,04	450	76	5	3	2	7.80	2	2	4	3	7	15	4
NO0042	NO0042,05	341	53	5	3	2	0.20	2	2	7	4	8	24	2
NO0042	NO0042,06	280	55	5	4	1	2.90	2	3	8	2	11	23	2
NO0042	NO0042,07	218	6	5	2	4	11.80	2	4	11	3	9	41	3
NO0042	NO0042,08	181	24	5	5	2	0.20	2	5	13	2	9	14	7
NO0042	NO0042,09	220	49	5	4	2	5.00	2	2	3	2	6	15	2
NO0042	NO0042,10	240	19	5	2	1	0.20	2	2	4	2	7	40	2
NO0042	NO0042,11	186	215	5	4	2	0.20	2	2	4	2	5	4	8
NO0042	NO0042,12	354	125	5	1	5	0.20	2	2	9	2	5	4	14
NO0042	NO0042,13	256	166	5	2	1	0.20	2	2	3	2	2	2	13
NO0691	NO0691,01	482	2	5	13	29	0.80	2	2	146	8	78	74	2
NO0691	NO0691,02	127	5	5	7	9	0.20	2	2	53	4	22	67	2
NO0691	NO0691,03	320	2	5	13	9	0.20	2	5	121	28	50	459	5
NO0691	NO0691,04	250	3	5	11	108	0.20	2	3	31	18	15	35	3
NO0691	NO0691,05	214	2	7	6	120	4.50	3	3	132	8	30	17	2
NO0691	NO0691,06	246	2	5	7	83	2.60	2	2	250	7	45	31	2
NO0691	NO0691,07	266	3	5	10	136	1.10	4	2	76	15	22	35	3
NO0691	NO0691,08	218	2	5	16	17	0.20	2	5	78	17	3	781	6
NO0769	NO0769,01	481	2	5	2	2	0.20	2	3	60	2	10	92	5
NO0769	NO0769,02	350	2	5	6	4	0.20	2	2	30	3	4	221	4
NO0769	NO0769,03	452	7	5	1	2	1.50	2	5	88	2	11	40	6
NO0769	NO0769,04	499	2	5	1	1	0.20	2	5	2	2	7	2	26
NO0769	NO0769,05	315	16	5	2	1	0.20	2	9	1	2	5	4	27
NO0769	NO0769,06	88	9	5	11	2	0.20	2	2	3	2	8	44	2
NO0640	NO0640,01	341	2	5	7	5	28.80	2	84	47	10	12	30	7
NO0640	NO0640,02	262	9	5	1	2	133.20	2	54	9	2	2	1	23
NO0640	NO0640,03	347	18	5	3	2	187.80	11	80	7	2	3	2	48

ICP-AES analysis of massive sulphide mineralisations

ID	Sub-ID	n (ppm)	As (ppm)	U (ppm)	Th (ppm)	Sr (ppm)	Cd (ppm)	Sb (ppm)	Bi (ppm)	V (ppm)	La (ppm)	Cr (ppm)	Ba (ppm)	B (ppm)
NO0640	NO0640,04	283	12	5	1	2	67.20	2	45	4	2	2	1	20
NO0640	NO0640,05	238	20	5	1	1	0.20	2	9	1	2	3	2	21
NO0640	NO0640,06	216	19	5	1	1	16.80	2	5	1	2	5	2	19
NO0640	NO0640,07	230	4	5	1	2	0.50	2	8	1	2	9	44	2
NO0640	NO0640,08	332	2	5	6	7	0.30	2	3	24	2	7	94	2
NO0640	NO0640,09	208	2	5	2	1	0.20	2	5	3	2	6	5	18
NO0770	NO0770,01	219	32	5	1	3	15.30	2	9	1	2	5	1	21
NO0770	NO0770,02	244	26	5	1	1	36.20	2	4	1	2	4	2	24
NO0770	NO0770,03	331	16	5	1	2	0.20	2	3	116	2	27	20	6
NO0770	NO0770,04	203	47	5	1	1	1.20	2	2	1	2	5	2	21
NO0770	NO0770,05	121	2	5	1	1	0.20	2	4	1	2	4	3	9
NO0770	NO0770,06	291	8	5	1	1	13.80	2	7	23	3	6	6	3
NO0770	NO0770,07	367	9	5	1	2	279.40	2	62	5	2	1	5	2
NO0770	NO0770,08	293	2	5	1	1	7.60	2	2	17	2	6	6	3
NO0770	NO0770,09	236	9	5	2	2	6.00	2	5	11	6	9	52	2
NO0770	NO0770,10	326	53	5	1	1	104.30	11	26	7	2	3	3	20
NO0770	NO0770,11	225	26	5	1	2	9.00	2	5	7	3	8	13	2
NO0646	NO0646,01	441	5	5	1	5	0.20	2	2	54	2	24	1	3
NO0646	NO0646,02	118	33	5	1	4	0.90	2	2	14	2	6	5	2
NO0646	NO0646,03	889	2	5	1	11	73.70	4	2	1	2	1	1	40
NO0652	NO0652,01	40	14	5	2	3	0.20	2	2	4	2	5	10	3
NO0652	NO0652,02	167	9	5	2	2	0.80	2	2	7	3	8	30	2
NO0652	NO0652,03	200	4	5	1	1	15.10	2	7	34	2	107	7	2
NO0653	NO0653,05	121	62	5	1	1	0.20	2	2	1	2	4	8	3
NO0653	NO0653,06	102	66	5	1	1	0.20	2	2	1	2	3	2	3
NO0653	NO0653,07	168	8	5	3	1	0.20	2	2	5	3	8	123	2
NO0774	NO0774,01	2546	2	17	6	28	1555.40	50	899	2	5	9	23	52
NO0774	NO0774,02	1525	20	5	4	8	1404.90	15	10	9	3	6	37	34
NO0774	NO0774,03	205	2	5	10	11	2.90	2	5	18	4	11	185	3
NO0774	NO0774,04	306	2	5	10	2	0.20	2	2	16	4	7	88	2
NO0774	NO0774,05	474	11	5	1	2	0.20	2	6	77	3	10	33	2
NO0663	NO0663,01	116	22	5	4	1	0.30	3	4	4	2	1	8	3
NO0663	NO0663,02	215	16	5	3	3	0.20	2	2	4	2	1	5	2
NO0663	NO0663,03	271	2	5	2	3	0.20	2	2	40	2	1	181	2

ICP-AES analysis of massive sulphide mineralisations

ID	Sub-ID	n (ppm)	As (ppm)	U (ppm)	Th (ppm)	Sr (ppm)	Cd (ppm)	Sb (ppm)	Bi (ppm)	V (ppm)	La (ppm)	Cr (ppm)	Ba (ppm)	B (ppm)
NO0663	NO0663,04	406	2	5	3	5	0.20	2	2	35	8	15	21	2
NO0663	NO0663,05	67	78	5	1	6	66.70	2	2	5	2	1	2	2
NO0663	NO0663,06	159	4	5	1	1	0.20	2	2	48	2	7	48	2
NO0663	NO0663,07	601	3	5	2	4	87.90	2	41	21	2	5	11	2
NO0663	NO0663,08	816	2	5	3	18	40.70	2	4	4	2	2	4	2
NO0663	NO0663,09	695	30	5	2	5	127.60	2	2	6	2	2	10	2
NO0663	NO0663,10	202	2	5	1	1	0.80	2	4	46	2	21	32	2
NO0666	NO0666,01	426	2	5	2	15	1.50	2	2	101	9	9	111	2
NO0666	NO0666,02	345	2	5	2	29	0.30	2	2	80	26	62	427	2
NO0666	NO0666,03	507	203	10	1	8	192.50	138	10	37	2	3	71	2
NO0666	NO0666,04	214	23	5	7	18	22.50	16	38	13	11	4	65	2
NO0666	NO0666,05	130	6	7	1	37	106.10	86	12	5	2	1	20	2
NO0666	NO0666,06	240	2	6	1	16	319.30	130	45	6	2	1	59	2
NO0666	NO0666,07	194	3401	5	2	6	48.60	95	4	27	2	2	64	2
NO0666	NO0666,08	1723	35	5	1	6	1810.00	606	88	12	2	4	67	2
NO0666	NO0666,09	1571	52	5	1	5	1863.20	505	68	18	3	2	34	2
NO0044	NO0044,03	102	5	5	1	5	21.10	13	2	20	2	54	86	2
NO0044	NO0044,04	169	8	5	1	5	16.80	11	2	26	2	65	87	2
NO0026	NO0026,01	199	2	9	9	12	0.20	2	2	26	68	2	54	2
NO0026	NO0026,02	568	4	5	2	25	0.30	2	2	11	25	10	123	2
NO0010	NO0010,01	24	4	5	2	2	0.90	2	2	1	3	3	32	2
NO0010	NO0010,02	1706	2	5	2	3	507.80	2	57	8	2	1	12	2
NO0010	NO0010,03	1133	4	5	2	2	328.30	13	72	10	2	2	9	2
NO0010	NO0010,04	1676	2	5	2	1	672.30	2	42	1	2	1	10	2
NO0010	NO0010,05	1509	2	5	1	1	657.30	16	40	2	3	1	10	2
NO0667	NO0667,01	370	2	5	1	1	19.10	2	13	28	2	7	54	2
NO0667	NO0667,02	610	31	6	4	4	3.50	2	2	61	25	6	25	2
NO0667	NO0667,03	214	2	5	3	1	50.40	2	51	1	2	1	9	2
NO0667	NO0667,04	278	2	5	3	1	61.30	2	17	2	3	1	14	2
NO0037	NO0037,01	393	2	5	12	6	7.40	2	2	154	6	80	89	2
NO0037	NO0037,02	167	3	5	3	13	2.50	2	2	32	2	7	68	2
NO0034	NO0034,01	485	4	5	11	2	5.60	2	2	94	2	70	41	2

ICP-AES analysis of massive sulphide mineralisations

ID	Sub-ID	n (ppm)	As (ppm)	U (ppm)	Th (ppm)	Sr (ppm)	Cd (ppm)	Sb (ppm)	Bi (ppm)	V (ppm)	La (ppm)	Cr (ppm)	Ba (ppm)	B (ppm)
NO0034	NO0034,02	439	5	5	16	14	4.90	2	2	100	10	72	118	2
NO0665	NO0665,01	388	8	5	8	6	443.30	7	6	22	4	8	36	25
NO0665	NO0665,02	514	2	5	9	7	1196.90	12	5	4	7	3	28	28
NO0665	NO0665,03	868	9	5	9	14	1037.30	20	13	15	4	6	24	37
NO0665	NO0665,04	107	19	5	3	14	108.00	8	11	3	6	1	52	2
NO0665	NO0665,05	64	2	12	28	1	5.50	2	2	1	40	3	8	2
NO0664	NO0664,01	223	2	5	12	8	5.20	2	2	24	6	15	84	3
NO0664	NO0664,02	166	3	39	11	82	19.20	2	2	707	11	23	106	2
NO0664	NO0664,03	321	2	5	9	24	5.70	2	2	270	3	94	30	2
NO0664	NO0664,04	133	2	6	8	4	2.50	2	2	79	2	34	130	2
NO0664	NO0664,05	352	2	14	24	20	4.50	2	2	141	61	97	38	5
NO0771	NO0771,01	363	5	5	3	1	17.80	2	5	5	5	10	6	21
NO0771	NO0771,02	337	2	5	3	2	17.20	2	9	7	6	9	12	21
NO0771	NO0771,03	140	2	5	2	56	16.40	2	3	1	2	6	36	2
NO0771	NO0771,04	196	2	5	5	3	1.70	2	2	3	3	4	193	2
NO0654	NO0654,01	332	17	5	1	33	120.60	17	8	38	2	11	20	12
NO0654	NO0654,02	322	25	5	2	16	102.00	50	12	28	2	14	29	4
NO0654	NO0654,03	373	26	5	1	14	147.40	51	16	40	2	12	33	5
NO0654	NO0654,04	475	8	5	2	28	2.00	2	2	18	5	5	440	2
NO0654	NO0654,05	94	3	5	3	7	3.60	3	3	9	2	6	284	2
NO0690	NO0690,01	607	29	7	13	3	52.30	2	6	118	6	41	17	11
NO0690	NO0690,02	608	2	6	12	3	77.80	3	4	112	4	32	22	15
NO0687	NO0687,01	16	2	5	5	2	0.80	2	2	2	8	1	34	2
NO0687	NO0687,02	120	2	5	3	3	1.00	2	2	213	2	25	201	2
NO0687	NO0687,03	932	60	5	6	1	1065.30	29	7	36	10	1	24	36
NO0687	NO0687,04	316	2	5	2	2	63.00	2	2	54	3	11	20	7
NO0687	NO0687,05	467	2	5	1	1	399.70	16	20	13	2	13	8	5
NO0687	NO0687,06	1064	51	5	3	1	1325.60	2	12	7	8	1	23	40
NO0687	NO0687,07	958	29	5	3	3	755.70	37	14	375	5	29	20	47
NO0687	NO0687,08	142	11	5	1	1	9.50	2	2	1	2	1	4	16
NO0688	NO0688,01	2950	9	30	6	231	1104.90	26	14	38	7	4	57	38
NO0688	NO0688,02	266	21	5	4	221	22.20	6	2	2	10	3	63	2

ICP-AES analysis of massive sulphide mineralisations

ID	Sub-ID	n (ppm)	As (ppm)	U (ppm)	Th (ppm)	Sr (ppm)	Cd (ppm)	Sb (ppm)	Bi (ppm)	V (ppm)	La (ppm)	Cr (ppm)	Ba (ppm)	B (ppm)
NO0688	NO0688,03	371	104	5	9	2	13.50	9	4	9	20	5	13	24
NO0688	NO0688,04	664	27	6	5	39	194.90	380	133	13	3	4	27	3
NO0688	NO0688,05	176	245	5	3	1	39.90	24	2	1	5	7	17	2
NO0688	NO0688,06	206	2	5	5	3	1.90	2	2	102	6	16	309	2
NO0688	NO0688,07	115	31	5	1	3	0.20	2	2	56	2	7	8	2
NO0688	NO0688,08	117	2	5	6	2	0.60	2	2	4	6	4	538	2
NO0688	NO0688,09	1424	22	5	4	2	1258.50	2	4	3	4	1	14	41
NO0688	NO0688,10	139	18	5	1	2	5.30	7	11	2	2	3	23	2
NO0689	NO0689,01	71	15	7	5	2	12.10	2	2	1	4	4	23	2
NO0689	NO0689,02	9	2	5	1	1	0.20	2	2	2	2	1	319	2
NO0689	NO0689,03	429	7	5	8	2	120.30	31	30	32	11	21	19	12
NO0689	NO0689,04	517	9	6	11	2	270.20	39	46	27	12	17	18	25
NO0689	NO0689,05	58	227	5	2	1	0.50	2	2	1	6	3	14	2
NO0689	NO0689,06	965	8	5	6	16	412.80	135	143	31	5	15	27	40
NO0689	NO0689,07	1016	2	6	6	14	447.80	123	132	35	5	21	23	46
NO0689	NO0689,08	1071	2	7	6	12	331.40	128	87	88	5	38	49	58
NO0689	NO0689,09	267	61	18	10	6	27.50	24	4	21	10	8	26	2
NO0768	NO0768,01	35	30	5	1	1	6.80	20	2	2	2	2	59	6
NO0768	NO0768,02	679	16	6	7	51	1245.50	246	63	21	7	1	60	31
NO0768	NO0768,03	611	7	5	3	1	1739.10	49	4	3	2	1	11	28
NO0768	NO0768,04	884	3	5	4	15	1552.60	115	62	4	2	1	52	44
NO0768	NO0768,05	1336	40	5	4	10	2505.70	146	69	8	3	1	45	48
NO0768	NO0768,06	1743	25	8	6	9	3789.10	164	124	8	3	1	47	71
NO0768	NO0768,07	1773	83	15	7	13	4071.20	141	55	20	4	1	43	84
NO0768	NO0768,08	920	2	5	6	47	1746.90	114	80	6	3	2	38	55
NO0768	NO0768,09	1517	14	8	4	10	1824.90	97	38	25	3	2	36	67
NO0768	NO0768,10	937	32	5	4	4	2256.00	146	9	6	2	1	17	36
NO0646	NO0646,04	590	48	5	6	3	14.30	3	2	43	9	9	92	2
NO0646	NO0646,05	376	240	5	1	1	105.80	2	3	4	2	1	3	2
NO0646	NO0646,06	250	369	5	2	1	3.30	7	3	15	5	5	57	2
NO0650	NO0650,01	202	137	5	1	1	18.80	15	7	9	4	10	14	2
NO0650	NO0650,02	860	2	5	1	1	91.80	5	5	12	2	2	13	7
NO0650	NO0650,03	396	361	5	1	2	57.90	86	10	23	3	26	16	3
NO0725	NO0725,01	113	210	5	1	3	17.90	33	7	1	6	3	20	2

ICP-AES analysis of massive sulphide mineralisations

ID	Sub-ID	n (ppm)	As (ppm)	U (ppm)	Th (ppm)	Sr (ppm)	Cd (ppm)	Sb (ppm)	Bi (ppm)	V (ppm)	La (ppm)	Cr (ppm)	Ba (ppm)	B (ppm)
NO0725	NO0725,02	486	258	5	1	1	174.40	2	2	6	2	1	6	4
NO0725	NO0725,03	196	106	5	2	2	15.10	4	3	6	7	6	42	3
NO0725	NO0725,04	394	278	5	4	1	231.10	20	27	6	2	5	4	40
NO0725	NO0725,05	323	35	5	5	3	2.60	2	2	11	9	7	54	2
NO0725	NO0725,06	505	390	7	3	1	232.70	24	69	7	3	8	4	32
NO0725	NO0725,07	255	82	5	11	4	7.70	3	16	5	17	5	54	2
NO0660	NO0660,01	476	39	5	2	4	1.40	2	2	19	14	38	14	3
NO0660	NO0660,02	2915	21	5	1	123	10.60	21	3	4	4	1	29	2
NO0660	NO0660,03	629	2	5	9	30	1.00	2	2	468	35	78	28	2
NO0660	NO0660,04	708	2	5	15	21	0.20	2	2	587	49	102	43	2
NO0660	NO0660,05	1101	12	5	1	4	10.20	6	3	14	16	12	17	2
NO0660	NO0660,06	1254	53	5	3	26	134.30	63	61	14	3	8	9	13
NO0640	NO0640,10	514	12	5	1	2	4.80	2	2	59	2	9	7	2
NO0640	NO0640,11	470	7	5	1	3	3.60	2	2	28	4	8	6	2
NO0717.01		540	3	5	3	6	0.5	5	2	28		12	10	3
NO0717.02		3876	28	5	2	20	2	2	2	23		32	28	2
NO0717.03		513	2	5	2	1	0.2	2	2	22		9	4	2
NO0717.04		960	3	5	5	3	0.2	2	11	39		27	36	2
NO0717.05		1158	14	5	2	19	0.8	4	2	46		55	21	2
NO0717.06		606	2	5	7	11	7.6	2	12	145		49	15	2
NO0717.07		389	2	5	6	5	1.6	2	2	66		23	16	2
NO0717.08		548	2	6	7	5	12.6	2	2	93		24	23	2
NO0717.09		394	2	5	2	5	0.2	2	2	60		35	22	2
NO0717.10		416	20	11	6	7	4.6	2	2	117		39	13	2
NO0717.11		333	7	6	12	19	44.1	2	81	190		34	33	2
NO0717.12		409	5	17	7	15	1.1	2	3	457		72	27	2
NO0717.13		346	5	5	6	91	71.6	3	28	191		50	69	2
NO0717.14		957	4	5	5	13	129.6	17	74	146		25	7	2
NO0717.15		372	5	5	4	4	26.1	2	2	115		39	72	2
NO0717.16		683	6	5	2	2	342	8	272	29		8	27	2
NO0717.17		674	8	5	4	86	95.5	27	27	126		40	81	2
NO0717.18		432	3	5	9	99	4.4	2	2	118		48	96	2
NO0796.01		460	2	13	7	50	117.7	2	86	233		28	2	2
NO0796.02		426	2	5	8	46	6.4	2	2	209		43	31	2
NO0796.03		521	3	5	6	61	18.7	2	4	145		37	21	2

ICP-AES analysis of massive sulphide mineralisations

ID	Sub-ID	n (ppm)	As (ppm)	U (ppm)	Th (ppm)	Sr (ppm)	Cd (ppm)	Sb (ppm)	Bi (ppm)	V (ppm)	La (ppm)	Cr (ppm)	Ba (ppm)	B (ppm)
NO0797.01		57	2	5	2	41	64.4	2	18	22		9	13	2
NO0798.01		190	2	5	4	3	53.7	2	251	42		13	23	3
NO0798.02		300	2	5	3	4	27.8	2	50	31		23	48	2
NO0798.03		849	2	5	2	2	1.1	2	2	130		271	17	2

ICP-AES analysis of massive sulphide mineralisations

ID	Sub-ID	W (ppm)	Au(ppb)	Pt(ppb)	Pd(ppb)	S(%)	Fe(%)
NO0675	NO0675,01	1	7	11	3	34.30	16.16
NO0675	NO0675,02	1	25	2	2	9.90	11.72
NO0675	NO0675,03	3	10	6	4	32.96	35.65
NO0675	NO0675,04	1	3	1	1	28.82	41.36
NO0022	NO0022,01	1	9	2	6	6.12	5.55
NO0022	NO0022,02	4	8	4	3	4.55	7.47
NO0622	NO0622,01	7	5	1	2	1.38	3.50
NO0622	NO0622,02	1	1	2	1	0.22	2.18
NO0622	NO0622,03	1	2	1	2	0.78	2.26
NO0024	NO0024,01	6	206	2	3	1.41	3.67
NO0024	NO0024,02	3	33	2	4	5.99	10.29
NO0024	NO0024,03	16	29	1	2	2.56	5.94
NO0624	NO0624,01	16	261	1	3	1.82	4.30
NO0624	NO0624,02	12	62	1	4	4.34	7.54
NO0624	NO0624,03	11	121	1	1	0.44	2.20
NO0624	NO0624,04	1	12	3	1	2.60	5.94
NO0672	NO0672,01	5	273	1	2	3.34	6.59
NO0672	NO0672,02	1	22	7	3	1.85	4.64
NO0606	NO0606,01	1	17	1	3	30.56	30.74
NO0606	NO0606,02	2	70	1	1	21.70	10.46
NO0606	NO0606,03	2	68	1	2	0.28	1.46
NO0662	NO0662,01	9	29	1	6	1.28	2.91
NO0662	NO0662,02	2	12	1	1	6.76	6.55
NO0662	NO0662,03	1	80	5	2	9.56	12.65
NO0662	NO0662,04	5	20	1	3	16.48	22.99
NO0662	NO0662,05	1	164	2	4	15.26	19.88
NO0662	NO0662,06	7	199	1	1	1.30	1.53
NO0767	NO0767,01	1	18	1	4	10.18	10.60
NO0767	NO0767,02	1	103	1	4	18.29	18.65
NO0767	NO0767,03	1	15	2	1	16.51	18.32
NO0767	NO0767,04	1	4	1	3	4.61	5.40

ICP-AES analysis of massive sulphide mineralisations

ID	Sub-ID	W (ppm)	Au(ppb)	Pt(ppb)	Pd(ppb)	S(%)	Fe(%)
NO0767	NO0767,05	2	75	1	1	22.40	19.13
NO0767	NO0767,06	1	16	1	4	12.25	13.69
NO0684	NO0684,01	4	241	1	4	1.73	1.98
NO0684	NO0684,02	3	14	1	1	13.99	22.50
NO0684	NO0684,03	2	7	4	3	13.57	19.84
NO0684	NO0684,04	3	40	16	6	23.14	19.94
NO0684	NO0684,05	2	12	10	5	1.21	0.79
NO0773	NO0773,01	1	237	3	4	25.24	28.20
NO0773	NO0773,02	1	54	4	4	32.37	34.94
NO0773	NO0773,03	1	280	7	9	32.27	29.68
NO0773	NO0773,04	2	16	1	5	8.95	9.38
NO0773	NO0773,05	1	26	1	5	33.50	37.68
NO0773	NO0773,06	1	16	1	3	27.11	18.63
NO0044	NO0044,01	1	33	1	2	8.79	8.10
NO0044	NO0044,02	1	7	2	2	22.22	18.80
NO0626	NO0626,01	3	72	3	5	0.73	1.22
NO0626	NO0626,02	1	21	1	3	4.25	3.54
NO0626	NO0626,03	1	149	1	1	10.99	8.15
NO0626	NO0626,04	1	119	1	2	9.65	12.88
NO0628	NO0628,01	6	23	4	3	0.94	3.35
NO0628	NO0628,02	9	18	2	2	2.64	5.98
NO0629	NO0629,01	2	79	4	4	43.94	21.18
NO0629	NO0629,02	1	53	1	1	29.91	26.98
NO0629	NO0629,03	1	79	1	3	33.07	26.47
NO0629	NO0629,04	2	45	4	2	23.17	24.61
NO0608	NO0608,01	1	45	1	1	11.98	3.42
NO0608	NO0608,02	1	10	4	2	31.09	40.60
NO0608	NO0608,03	2	13	5	3	13.10	20.52
NO0608	NO0608,04	2	46	1	3	11.52	7.53
NO0608	NO0608,05	1	27	8	9	9.73	4.89
NO0608	NO0608,06	1	267	1	3	12.38	5.80
NO0608	NO0608,07	3	54	5	2	23.80	7.24

ICP-AES analysis of massive sulphide mineralisations

ID	Sub-ID	W (ppm)	Au(ppb)	Pt(ppb)	Pd(ppb)	S(%)	Fe(%)
NO0608	NO0608,08	1	10	1	3	0.61	0.35
NO0608	NO0608,09	1	64	1	3	13.99	6.80
NO0608	NO0608,10	1	5	3	2	9.68	8.72
NO0630	NO0630,01	21	25	1	1	11.25	15.58
NO0630	NO0630,02	1	12	1	1	28.91	50.36
NO0630	NO0630,03	8	117	3	5	13.57	24.63
NO0630	NO0630,04	1	7	1	3	0.68	1.80
NO0630	NO0630,05	11	23	1	2	5.61	10.56
NO0630	NO0630,06	15	21	1	3	4.73	9.81
NO0630	NO0630,07	1	28	5	1	14.39	16.64
NO0630	NO0630,08	4	6	3	4	0.67	4.89
NO0630	NO0630,09	1	776	1	2	15.24	23.55
NO0630	NO0630,10	1	12	1	2	1.62	3.40
NO0053	NO0053,01	1	94	2	2	24.51	39.46
NO0053	NO0053,02	1	10	1	1	9.47	15.95
NO0053	NO0053,03	1	49	1	1	24.77	28.95
NO0053	NO0053,04	1	125	1	2	6.27	10.12
NO0053	NO0053,05	1	182	3	3	15.79	27.63
NO0053	NO0053,06	1	70	2	2	1.11	2.80
NO0702	NO0702,01	2	20	1	1	3.37	4.43
NO0702	NO0702,02	2	7	1	2	7.41	7.82
NO0702	NO0702,03	1	19	1	3	10.54	12.12
NO0702	NO0702,04	3	60	2	1	8.11	9.59
NO0702	NO0702,05	1	9	1	2	12.35	9.59
NO0702	NO0702,06	1	4	1	3	21.18	31.70
NO0632	NO0632,01	1	2	1	2	5.26	7.91
NO0632	NO0632,02	1	15	1	3	26.18	29.21
NO0632	NO0632,03	1	9	2	2	43.40	21.68
NO0632	NO0632,04	1	25	1	2	24.22	30.33
NO0632	NO0632,05	1	40	2	4	21.73	24.58
NO0632	NO0632,06	1	11	3	2	36.92	21.71
NO0632	NO0632,07	1	8	1	3	25.10	22.54
NO0632	NO0632,08	3	56	1	3	31.19	24.80
NO0632	NO0632,09	1	21	5	1	22.69	40.89
NO0632	NO0632,10	1	60	3	3	21.13	24.37

ICP-AES analysis of massive sulphide mineralisations

ID	Sub-ID	W (ppm)	Au(ppb)	Pt(ppb)	Pd(ppb)	S(%)	Fe(%)
NO0632	NO0632,11	1	49	2	3	33.76	23.11
NO0632	NO0632,12	1	18	12	11	1.48	4.14
NO0632	NO0632,13	10	44	3	2	42.19	26.33
NO0633	NO0633,01	1	95	1	2	26.30	25.42
NO0633	NO0633,02	1	58	1	3	32.96	32.30
NO0633	NO0633,03	1	39	1	3	33.08	31.27
NO0633	NO0633,04	7	1588	3	2	2.20	1.87
NO0234	NO0234,01	2	30	2	3	4.91	7.17
NO0234	NO0234,02	2	78	1	1	1.27	2.32
NO0234	NO0234,03	1	15	4	1	7.77	9.26
NO0234	NO0234,04	1	14	6	1	5.63	2.10
NO0600	NO0600,01	1	10	9	2	3.42	4.80
NO0600	NO0600,02	1	13	1	1	4.11	5.64
NO0600	NO0600,03	4	17	4	3	7.62	8.12
NO0600	NO0600,04	1	9	4	3	8.76	4.76
NO0600	NO0600,05	1	10	16	1	0.36	0.63
NO0600	NO0600,06	2	9	6	5	2.80	4.71
NO0600	NO0600,07	1	15	4	1	5.90	2.38
NO0601	NO0601,01	1	5	5	2	3.60	3.00
NO0601	NO0601,02	3	6	2	2	4.44	1.42
NO0233	NO0233,01	3	86	6	2	9.90	1.29
NO0233	NO0233,02	1	25	3	2	8.35	1.57
NO0233	NO0233,03	2	57	1	3	2.91	0.71
NO0696	NO0696,01	1	6	1	3	0.65	1.34
NO0696	NO0696,02	1	6	2	1	2.91	6.55
NO0696	NO0696,03	1	8	8	2	2.79	7.49
NO0696	NO0696,04	1	5	1	2	35.62	42.85
NO0696	NO0696,05	1	8	2	3	34.66	47.69
NO0696	NO0696,06	3	7	4	3	12.22	15.50
NO0035	NO0035,01	1	56	1	2	25.65	27.96
NO0035	NO0035,02	2	11	1	1	5.10	5.87
NO0035	NO0035,03	2	16	4	3	14.11	22.62

ICP-AES analysis of massive sulphide mineralisations

ID	Sub-ID	W (ppm)	Au(ppb)	Pt(ppb)	Pd(ppb)	S(%)	Fe(%)
NO0035	NO0035,04	1	31	1	2	16.69	20.48
NO0036	NO0036,01	1	10	1	3	8.97	10.41
NO0036	NO0036,02	1	7	3	2	14.59	16.15
NO0036	NO0036,03	1	16	8	3	12.30	12.28
NO0036	NO0036,04	2	8	21	1	4.91	6.43
NO0620	NO0620,01	3	11	1	5	2.29	5.33
NO0620	NO0620,02	2	116	1	2	1.16	3.82
NO0659	NO0659,01	1	20	3	3	27.99	22.36
NO0659	NO0659,02	1	9	5	4	18.31	20.15
NO0685	NO0685,01	1	21	4	3	1.62	2.45
NO0685	NO0685,02	1	139	3	4	8.66	6.23
NO0685	NO0685,03	1	18	8	3	9.67	11.60
NO0685	NO0685,04	3	1330	9	3	15.98	18.17
NO0685	NO0685,05	1	12	4	1	0.12	1.65
NO0685	NO0685,06	2	744	15	2	8.78	6.27
NO0685	NO0685,07	1	371	8	1	14.33	12.46
NO0685	NO0685,08	1	46	4	4	19.83	24.15
NO0685	NO0685,09	21	61	6	4	3.84	4.92
NO0685	NO0685,10	2	51	7	6	4.70	4.32
NO0685	NO0685,11	2	29	14	6	7.96	5.46
NO0685	NO0685,12	1	18	2	2	12.97	17.91
NO0653	NO0653,01	2	7	3	1	1.64	1.91
NO0653	NO0653,02	23	17	5	1	1.21	1.39
NO0653	NO0653,03	2	642	4	7	19.79	21.42
NO0653	NO0653,04	1	37	1	2	3.97	5.89
NO0648	NO0648,01	1	92	1	2	19.81	17.93
NO0648	NO0648,02	1	22	4	1	12.98	14.79
NO0648	NO0648,03	1	10	13	11	2.56	6.79
NO0648	NO0648,04	1	8	17	18	2.55	4.39
NO0648	NO0648,05	20	23	14	17	6.13	8.42
NO0644	NO0644,01	1	2	2	4	1.11	2.42
NO0644	NO0644,02	3	52	7	12	45.20	20.90

ICP-AES analysis of massive sulphide mineralisations

ID	Sub-ID	W (ppm)	Au(ppb)	Pt(ppb)	Pd(ppb)	S(%)	Fe(%)
NO0644	NO0644,03	2	475	3	3	42.19	26.91
NO0644	NO0644,04	5	56	3	1	25.19	19.13
NO0644	NO0644,05	5	37	5	3	27.20	18.92
NO0644	NO0644,06	6	443	8	4	10.90	14.51
NO0644	NO0644,07	3	47	20	21	5.80	9.72
NO0644	NO0644,08	1	8	6	2	0.77	1.41
NO0644	NO0644,09	4	294	4	5	23.14	28.62
NO0644	NO0644,10	1	21	1	5	2.89	5.53
NO0644	NO0644,11	1	11	1	3	2.30	3.68
NO0089	NO0089,01	1	4	5	6	1.13	2.88
NO0089	NO0089,02	5	37	9	8	27.11	19.20
NO0089	NO0089,03	1	8	6	5	0.06	1.79
NO0089	NO0089,04	1	52	1	6	41.00	18.56
NO0089	NO0089,05	2	72	5	5	45.22	19.53
NO0089	NO0089,06	1	67	1	7	48.80	18.85
NO0089	NO0089,07	1	8	10	13	1.91	4.10
NO0089	NO0089,08	1	9	1	1	5.45	7.58
NO0089	NO0089,09	10	47	1	1	46.31	20.15
NO0089	NO0089,10	1	43	3	3	45.40	20.14
NO0089	NO0089,11	1	16	4	2	1.13	2.40
NO0089	NO0089,12	2	13	9	3	2.26	5.68
NO0089	NO0089,13	1	6	4	3	2.00	4.79
NO0089	NO0089,14	1	5	16	7	0.04	2.64
NO0605	NO0605,01	1	5	13	6	6.24	6.14
NO0605	NO0605,02	1	15	18	15	26.80	24.00
NO0605	NO0605,03	1	8	13	7	31.37	38.65
NO0605	NO0605,04	1	7	14	4	10.36	13.20
NO0605	NO0605,05	1	15	16	14	45.28	20.40
NO0605	NO0605,06	1	4	12	6	0.88	3.40
NO0635	NO0635,01	1	5	8	1	0.48	0.66
NO0635	NO0635,02	2	13	11	3	1.97	5.35
NO0635	NO0635,03	1	15	9	4	14.41	14.72
NO0635	NO0635,04	1	56	6	3	16.48	17.70
NO0635	NO0635,05	2	73	5	2	24.31	24.50
NO0635	NO0635,06	1	107	11	5	24.41	26.75
NO0635	NO0635,07	9	328	6	1	12.89	19.89

ICP-AES analysis of massive sulphide mineralisations

ID	Sub-ID	W (ppm)	Au(ppb)	Pt(ppb)	Pd(ppb)	S(%)	Fe(%)
NO0635	NO0635,08	2	38	10	5	2.30	3.59
NO0635	NO0635,09	2	12	7	4	45.41	21.40
NO0635	NO0635,10	1	18	11	1	45.20	22.76
NO0635	NO0635,11	2	35	5	1	6.50	6.94
NO0635	NO0635,12	1	2	15	7	3.43	4.28
NO0635	NO0635,13	1	4	3	1	13.99	19.00
NO0635	NO0635,14	1	2	6	10	23.10	27.38
NO0772	NO0772,01	1	4	7	4	2.97	4.56
NO0772	NO0772,02	13	27669	8	2	8.77	7.81
NO0772	NO0772,03	2	15656	18	1	6.90	5.74
NO0772	NO0772,04	4	187	14	1	4.19	4.15
NO0772	NO0772,05	1	191	19	5	10.80	9.53
NO0772	NO0772,06	1	96	16	6	22.13	28.36
NO0772	NO0772,07	2	82	14	1	2.99	3.67
NO0772	NO0772,08	1	79	10	1	26.90	26.40
NO0645	NO0645,01	5	44	4	1	15.99	16.99
NO0645	NO0645,02	6	51	7	1	33.88	25.48
NO0645	NO0645,03	1	53	10	11	42.97	22.39
NO0645	NO0645,04	9	56	3	4	36.92	26.70
NO0645	NO0645,05	5	27	8	2	16.48	18.73
NO0645	NO0645,06	1	2	3	1	0.31	0.66
NO0645	NO0645,07	3	75	7	7	47.77	21.26
NO0645	NO0645,08	2	6	5	6	15.59	16.65
NO0643	NO0643,01	1	15	3	2	1.30	2.45
NO0643	NO0643,02	2	8	2	1	15.38	15.52
NO0643	NO0643,03	1	16	3	2	25.90	29.76
NO0643	NO0643,04	1	9	6	7	29.39	26.52
NO0642	NO0642,01	1	891	6	6	22.34	20.40
NO0637	NO0637,01	1	12	16	16	45.16	28.10
NO0637	NO0637,02	1	38	40	36	44.59	30.13
NO0637	NO0637,03	1	7	20	10	42.32	31.61
NO0637	NO0637,04	1	8	4	2	3.13	5.36
NO0637	NO0637,05	3	23	5	5	14.44	23.58
NO0637	NO0637,06	11	10	8	6	12.95	19.18
NO0637	NO0637,07	4	5	6	7	11.62	16.69

ICP-AES analysis of massive sulphide mineralisations

ID	Sub-ID	W (ppm)	Au(ppb)	Pt(ppb)	Pd(ppb)	S(%)	Fe(%)
NO0637	NO0637,08	1	5	7	7	0.40	2.46
NO0637	NO0637,09	1	4	13	11	12.59	18.88
NO0669	NO0669,01	1	1	6	7	4.23	5.93
NO0669	NO0669,02	1	9	3	4	2.18	3.64
NO0042	NO0042,01	8	19	3	3	5.91	5.70
NO0042	NO0042,02	1	33	6	8	0.21	0.57
NO0042	NO0042,03	4	10	1	3	3.10	3.30
NO0042	NO0042,04	6	30	2	1	7.31	8.75
NO0042	NO0042,05	1	14	5	3	6.26	7.61
NO0042	NO0042,06	2	13	4	8	3.41	4.10
NO0042	NO0042,07	2	27	1	5	2.00	3.70
NO0042	NO0042,08	12	84	7	9	9.19	11.72
NO0042	NO0042,09	5	29	4	4	7.42	7.30
NO0042	NO0042,10	1	35	2	4	2.94	3.75
NO0042	NO0042,11	1	8	4	12	42.34	21.52
NO0042	NO0042,12	1	5	1	1	25.90	37.40
NO0042	NO0042,13	1	10	1	7	33.75	27.62
NO0691	NO0691,01	1	2	5	8	2.39	3.27
NO0691	NO0691,02	1	4	6	3	1.50	2.23
NO0691	NO0691,03	1	15	5	7	0.47	4.97
NO0691	NO0691,04	2	10	3	6	1.89	3.41
NO0691	NO0691,05	1	40	9	2	2.79	2.82
NO0691	NO0691,06	2	7	12	4	1.85	3.22
NO0691	NO0691,07	1	17	5	1	1.26	3.20
NO0691	NO0691,08	1	16	11	1	0.29	4.88
NO0769	NO0769,01	1	32	22	18	1.21	4.60
NO0769	NO0769,02	1	12	1	3	0.04	3.27
NO0769	NO0769,03	2	25	1	4	2.22	5.47
NO0769	NO0769,04	1	58	1	1	27.97	20.40
NO0769	NO0769,05	1	23	1	6	45.92	19.32
NO0769	NO0769,06	1	15	1	1	2.62	2.70
NO0640	NO0640,01	1	46	1	4	4.15	6.91
NO0640	NO0640,02	118	173	8	6	50.83	18.30
NO0640	NO0640,03	153	39	1	1	48.66	19.54

ICP-AES analysis of massive sulphide mineralisations

ID	Sub-ID	W (ppm)	Au(ppb)	Pt(ppb)	Pd(ppb)	S(%)	Fe(%)
NO0640	NO0640,04	74	77	1	7	50.79	19.50
NO0640	NO0640,05	3	109	1	6	36.05	19.43
NO0640	NO0640,06	3	61	1	1	34.30	19.17
NO0640	NO0640,07	1	13	1	2	1.65	1.94
NO0640	NO0640,08	1	3	1	5	1.26	3.10
NO0640	NO0640,09	1	20	1	2	17.76	18.45
NO0770	NO0770,01	20	295	1	3	46.34	19.89
NO0770	NO0770,02	46	74	2	4	47.86	20.18
NO0770	NO0770,03	1	37	1	3	4.22	6.19
NO0770	NO0770,04	4	116	1	4	35.13	19.74
NO0770	NO0770,05	1	142	1	6	11.41	11.12
NO0770	NO0770,06	1	54	5	1	9.82	10.88
NO0770	NO0770,07	1	190	2	1	29.69	32.42
NO0770	NO0770,08	3	46	1	1	9.74	10.45
NO0770	NO0770,09	1	26	2	1	2.47	3.53
NO0770	NO0770,10	6	143	9	1	42.58	22.17
NO0770	NO0770,11	2	120	14	5	5.48	6.60
NO0646	NO0646,01	1	16	2	4	0.07	1.70
NO0646	NO0646,02	1	2	1	2	0.15	1.34
NO0646	NO0646,03	65	348	4	5	32.96	42.25
NO0652	NO0652,01	1	14	1	3	2.50	1.89
NO0652	NO0652,02	1	10	1	1	1.87	3.23
NO0652	NO0652,03	1	9	9	5	15.55	16.77
NO0653	NO0653,05	1	5	1	3	8.29	8.12
NO0653	NO0653,06	1	3	1	3	9.79	8.76
NO0653	NO0653,07	1	1	1	1	0.90	2.66
NO0774	NO0774,01	663	58	2	4	11.89	10.56
NO0774	NO0774,02	1	33	1	2	13.50	6.29
NO0774	NO0774,03	1	7	6	2	0.62	1.73
NO0774	NO0774,04	1	3	1	1	1.10	1.90
NO0774	NO0774,05	1	5	1	1	2.18	3.11
NO0663	NO0663,01	2	8	2	1	34.15	46.44
NO0663	NO0663,02	1	9	1	2	33.19	45.54
NO0663	NO0663,03	1	1	2	1	0.76	2.75

ICP-AES analysis of massive sulphide mineralisations

ID	Sub-ID	W (ppm)	Au(ppb)	Pt(ppb)	Pd(ppb)	S(%)	Fe(%)
NO0663	NO0663,04	1	1	1	5	1.84	3.71
NO0663	NO0663,05	2	4	1	1	30.59	18.38
NO0663	NO0663,06	1	13	1	3	1.30	1.12
NO0663	NO0663,07	1	9	6	4	24.00	34.29
NO0663	NO0663,08	1	12	1	3	34.10	44.02
NO0663	NO0663,09	2	32	1	8	34.00	35.31
NO0663	NO0663,10	1	6	1	2	3.63	5.34
NO0666	NO0666,01	1	4	1	2	1.27	4.76
NO0666	NO0666,02	1	1	1	1	0.17	5.79
NO0666	NO0666,03	2	75	1	1	16.88	21.24
NO0666	NO0666,04	8	63	1	2	3.40	4.44
NO0666	NO0666,05	3	149	1	5	13.72	10.58
NO0666	NO0666,06	1	251	3	1	12.43	12.72
NO0666	NO0666,07	1	31	82	6	22.60	35.61
NO0666	NO0666,08	2	209	1	1	22.90	6.10
NO0666	NO0666,09	2	1165	1	2	15.85	6.45
NO0044	NO0044,03	5	32	2	5	1.93	3.17
NO0044	NO0044,04	4	37	1	5	1.28	2.63
NO0026	NO0026,01	1	4	4	2	1.93	5.37
NO0026	NO0026,02	1	6	1	2	1.27	3.84
NO0010	NO0010,01	1	2	1	1	0.49	0.62
NO0010	NO0010,02	4	8	2	2	28.86	27.57
NO0010	NO0010,03	2	7	1	6	27.88	30.64
NO0010	NO0010,04	1	5	1	3	31.19	27.98
NO0010	NO0010,05	1	9	1	3	29.81	29.18
NO0667	NO0667,01	1	13	3	3	2.60	3.97
NO0667	NO0667,02	1	16	2	1	4.48	6.14
NO0667	NO0667,03	6	12	1	5	10.37	16.29
NO0667	NO0667,04	1	7	3	1	10.90	18.78
NO0037	NO0037,01	1	26	1	1	1.39	4.33
NO0037	NO0037,02	1	34	1	1	0.31	1.54
NO0034	NO0034,01	1	35	1	1	0.66	4.27

ICP-AES analysis of massive sulphide mineralisations

ID	Sub-ID	W (ppm)	Au(ppb)	Pt(ppb)	Pd(ppb)	S(%)	Fe(%)
NO0034	NO0034,02	1	28	2	5	0.93	4.80
NO0665	NO0665,01	2	42	1	1	5.19	4.70
NO0665	NO0665,02	1	42	2	5	10.90	3.40
NO0665	NO0665,03	2	36	10	1	9.37	6.79
NO0665	NO0665,04	1	58	1	1	0.91	0.32
NO0665	NO0665,05	1	22	10	2	1.74	1.97
NO0664	NO0664,01	1	14	8	4	2.11	3.33
NO0664	NO0664,02	2	16	14	17	1.46	1.64
NO0664	NO0664,03	1	16	4	11	4.97	7.10
NO0664	NO0664,04	1	8	11	14	1.40	2.62
NO0664	NO0664,05	1	18	6	8	3.85	8.85
NO0771	NO0771,01	24	73	4	3	22.63	29.30
NO0771	NO0771,02	23	91	1	3	14.37	22.22
NO0771	NO0771,03	3	28	1	3	3.91	2.86
NO0771	NO0771,04	1	12	13	8	0.55	2.30
NO0654	NO0654,01	3	639	1	1	11.99	11.17
NO0654	NO0654,02	1	1549	7	7	8.16	7.33
NO0654	NO0654,03	1	997	10	14	7.69	5.94
NO0654	NO0654,04	1	50	9	8	0.31	1.23
NO0654	NO0654,05	1	40	10	7	0.46	1.36
NO0690	NO0690,01	1	31	13	14	7.44	13.20
NO0690	NO0690,02	1	22	5	6	8.86	14.15
NO0687	NO0687,01	1	9	6	4	0.07	0.56
NO0687	NO0687,02	1	13	7	6	0.57	1.43
NO0687	NO0687,03	3	23	5	7	15.47	6.18
NO0687	NO0687,04	2	29	92	29	7.80	11.60
NO0687	NO0687,05	2	34	3	13	14.81	2.50
NO0687	NO0687,06	3	16	1	11	16.40	5.88
NO0687	NO0687,07	1	48	5	5	15.49	11.51
NO0687	NO0687,08	1	12	1	3	23.96	16.86
NO0688	NO0688,01	1	23	2	11	10.81	5.40
NO0688	NO0688,02	1	11	4	8	3.96	5.59

ICP-AES analysis of massive sulphide mineralisations

ID	Sub-ID	W (ppm)	Au(ppb)	Pt(ppb)	Pd(ppb)	S(%)	Fe(%)
NO0688	NO0688,03	12	87	8	8	14.96	20.50
NO0688	NO0688,04	2	290	2	1	3.63	1.43
NO0688	NO0688,05	1	32	3	1	7.62	6.44
NO0688	NO0688,06	1	12	1	1	0.62	1.18
NO0688	NO0688,07	1	5	2	1	8.34	9.11
NO0688	NO0688,08	1	4	1	1	0.38	1.19
NO0688	NO0688,09	3	23	2	1	23.70	16.50
NO0688	NO0688,10	4	89	1	1	4.70	5.85
NO0689	NO0689,01	1	5	4	1	0.29	0.56
NO0689	NO0689,02	1	11	1	2	0.38	0.34
NO0689	NO0689,03	2	193	6	1	6.23	6.50
NO0689	NO0689,04	1	79	4	1	10.55	8.66
NO0689	NO0689,05	1	9	6	1	5.26	4.66
NO0689	NO0689,06	1	2216	6	2	15.70	15.57
NO0689	NO0689,07	1	983	1	1	14.69	15.13
NO0689	NO0689,08	3	55	7	1	15.90	22.61
NO0689	NO0689,09	2	47	1	1	4.58	5.95
NO0768	NO0768,01	1	131	7	1	1.26	0.73
NO0768	NO0768,02	1	31	3	5	8.83	5.21
NO0768	NO0768,03	1	29	3	1	13.51	5.56
NO0768	NO0768,04	2	29	1	7	15.43	14.38
NO0768	NO0768,05	3	52	4	11	23.90	15.47
NO0768	NO0768,06	2	25	2	1	25.19	20.37
NO0768	NO0768,07	2	42	1	6	23.70	22.59
NO0768	NO0768,08	1	24	7	11	12.73	15.49
NO0768	NO0768,09	1	55	8	2	31.29	38.50
NO0768	NO0768,10	2	91	8	2	16.40	8.64
NO0646	NO0646,04	1	213	9	1	1.67	4.11
NO0646	NO0646,05	7	1156	5	1	45.38	26.61
NO0646	NO0646,06	1	563	3	1	0.61	1.65
NO0650	NO0650,01	4	148	1	1	7.60	7.76
NO0650	NO0650,02	1	64	8	11	32.51	33.36
NO0650	NO0650,03	8	740	1	2	6.13	7.48
NO0725	NO0725,01	5	401	9	1	6.15	8.48

ICP-AES analysis of massive sulphide mineralisations

ID	Sub-ID	W (ppm)	Au(ppb)	Pt(ppb)	Pd(ppb)	S(%)	Fe(%)
NO0725	NO0725,02	1	269	7	3	30.59	31.75
NO0725	NO0725,03	3	47	7	4	2.86	4.25
NO0725	NO0725,04	1	50	15	10	44.24	37.45
NO0725	NO0725,05	1	8	3	1	0.53	1.61
NO0725	NO0725,06	5	126	7	9	34.60	35.13
NO0725	NO0725,07	1	1116	6	4	0.91	2.60
NO0660	NO0660,01	1	69	5	4	6.52	7.68
NO0660	NO0660,02	1	112	20	2	3.36	4.98
NO0660	NO0660,03	1	19	9	14	2.84	9.00
NO0660	NO0660,04	1	23	13	19	4.46	12.10
NO0660	NO0660,05	1	43	31	31	4.99	6.77
NO0660	NO0660,06	2	57	5	7	6.99	6.27
NO0640	NO0640,10	1	63	18	20	10.90	13.31
NO0640	NO0640,11	1	24	6	2	12.19	14.94
NO0717.01		1	7	4	12	22.26	33.8
NO0717.02		1	37	3	42	8.26	10.33
NO0717.03		1	3	3	16	25.35	45.7
NO0717.04		1	2	5	3	2.19	3.17
NO0717.05		1	12	3	3	5.65	6.76
NO0717.06		2	8	3	3	4.54	6.69
NO0717.07		1	15	4	10	18.15	27.54
NO0717.08		1	23	3	9	20.36	28.24
NO0717.09		1	1	3	3	0.52	2.94
NO0717.10		1	7	3	6	17.1	21.57
NO0717.11		2	83	3	6	3.27	4.06
NO0717.12		1	12	5	7	2.04	3.63
NO0717.13		1	24	4	3	1.97	4.83
NO0717.14		1	40	3	7	9.05	10.01
NO0717.15		40	21	3	3	3.3	4.06
NO0717.16		1	11	3	3	23.67	19.45
NO0717.17		1	744	3	34	4.24	5.76
NO0717.18		2	3	3	3	2.47	4.04
NO0796.01		1	114	3	4	9.49	8.84
NO0796.02		1	2	3	5	1.71	3.38
NO0796.03		1	12	3	3	2.79	4.95

ICP-AES analysis of massive sulphide mineralisations

ID	Sub-ID	W (ppm)	Au(ppb)	Pt(ppb)	Pd(ppb)	S(%)	Fe(%)
NO0797.01		1	16	3	3	2.85	3.58
NO0798.01		1	58	3	9	3.06	4.17
NO0798.02		1	24	3	3	1.62	3.8
NO0798.03		1	21	3	3	2.37	9.23